

**CROP PRICES RECEIVED, MARKETING YEAR AVERAGE,
SOUTH DAKOTA AND UNITED STATES, 2004-2008 1/**

| CROP | UNIT | 2004 | 2005 | 2006 | 2007 | 2008 2/ |
|----------------------|------|-------|-------|--------|--------|---------|
| ----- DOLLARS ----- | | | | | | |
| SOUTH DAKOTA | | | | | | |
| CORN FOR GRAIN | BU. | 1.82 | 1.79 | 2.88 | 4.17 | 3.60 |
| SOYBEANS | BU. | 5.58 | 5.39 | 6.03 | 9.60 | 9.05 |
| WHEAT, ALL | BU. | 3.37 | 3.65 | 4.44 | 6.42 | 6.80 |
| HAY, ALL | TON | 62.50 | 62.50 | 79.50 | 97.00 | 100.00 |
| SUNFLOWER, ALL | CWT. | 13.10 | 11.40 | 15.00 | 22.00 | 19.00 |
| SORGHUM FOR GRAIN | CWT. | 3.30 | 3.36 | 5.88 | 7.06 | 4.90 |
| OATS | BU. | 1.49 | 1.58 | 2.08 | 2.87 | 2.50 |
| BARLEY | BU. | 2.02 | 2.11 | 2.51 | 4.55 | 5.00 |
| FLAXSEED | BU. | 9.74 | 5.67 | 5.66 | 12.80 | 11.90 |
| PROSO MILLET | BU. | 2.90 | 3.15 | 4.15 | 4.80 | 3.90 |
| DRY EDIBLE BEANS | CWT. | 21.90 | 20.00 | 18.70 | 24.80 | 29.60 |
| UNITED STATES | | | | | | |
| CORN FOR GRAIN | BU. | 2.06 | 2.00 | 3.04 | 4.20 | 3.90 |
| SOYBEANS | BU. | 5.74 | 5.66 | 6.43 | 10.10 | 9.25 |
| WHEAT, ALL | BU. | 3.40 | 3.42 | 4.26 | 6.48 | 6.80 |
| HAY, ALL | TON | 92.00 | 98.20 | 110.00 | 128.00 | 157.00 |
| SUNFLOWER, ALL | CWT. | 13.70 | 12.10 | 14.50 | 21.70 | 20.40 |
| SORGHUM FOR GRAIN | CWT. | 3.19 | 3.33 | 5.88 | 7.28 | 5.70 |
| OATS | BU. | 1.48 | 1.63 | 1.87 | 2.63 | 3.10 |
| BARLEY | BU. | 2.48 | 2.53 | 2.85 | 4.02 | 5.15 |
| FLAXSEED | BU. | 8.07 | 5.94 | 5.80 | 13.00 | 13.10 |
| PROSO MILLET | BU. | 2.83 | 3.19 | 4.09 | 4.67 | 3.48 |
| DRY EDIBLE BEANS | CWT. | 25.70 | 18.50 | 22.10 | 28.80 | 37.70 |

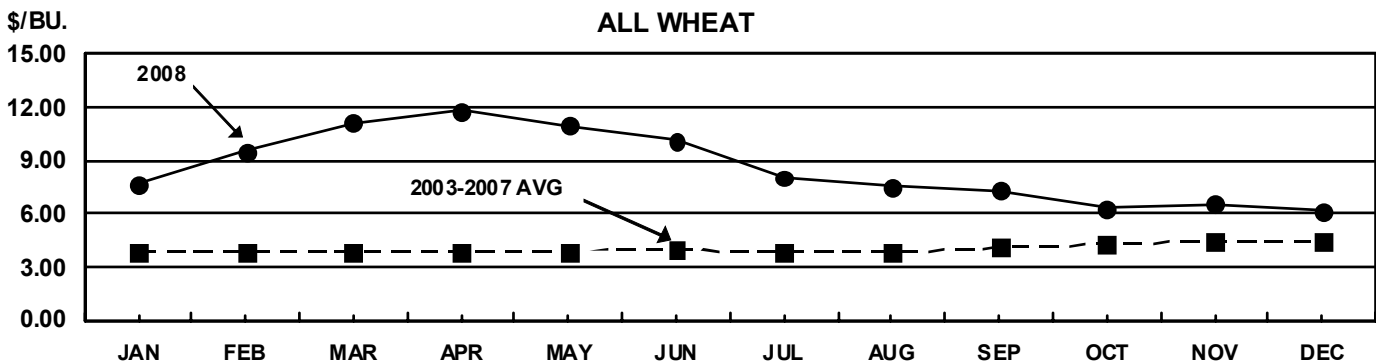
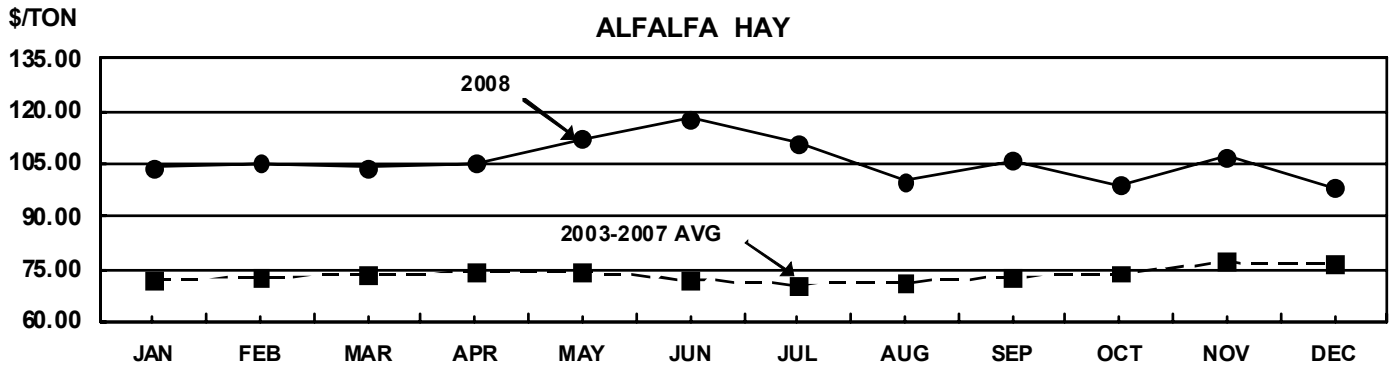
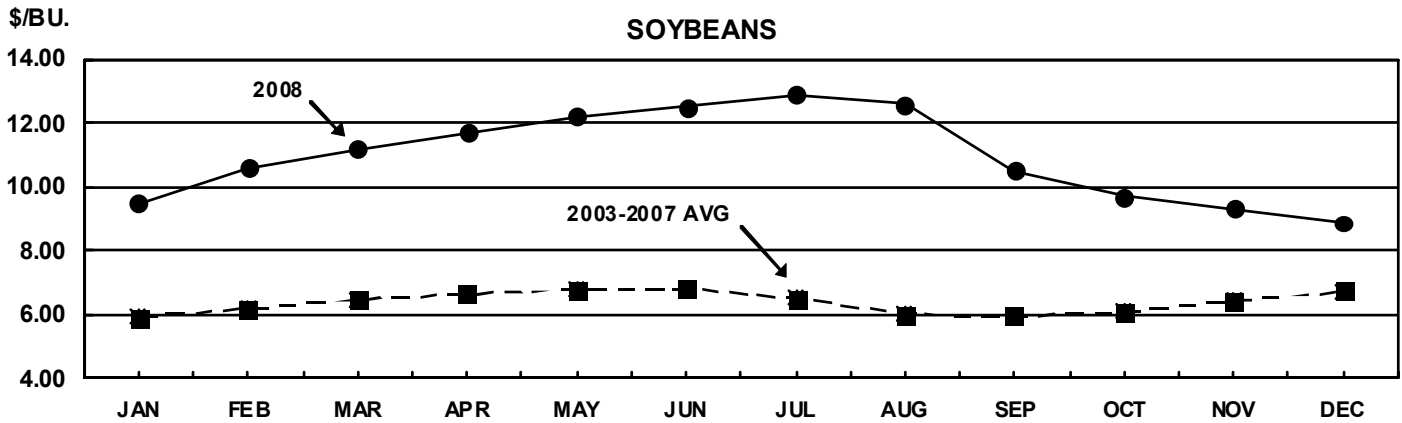
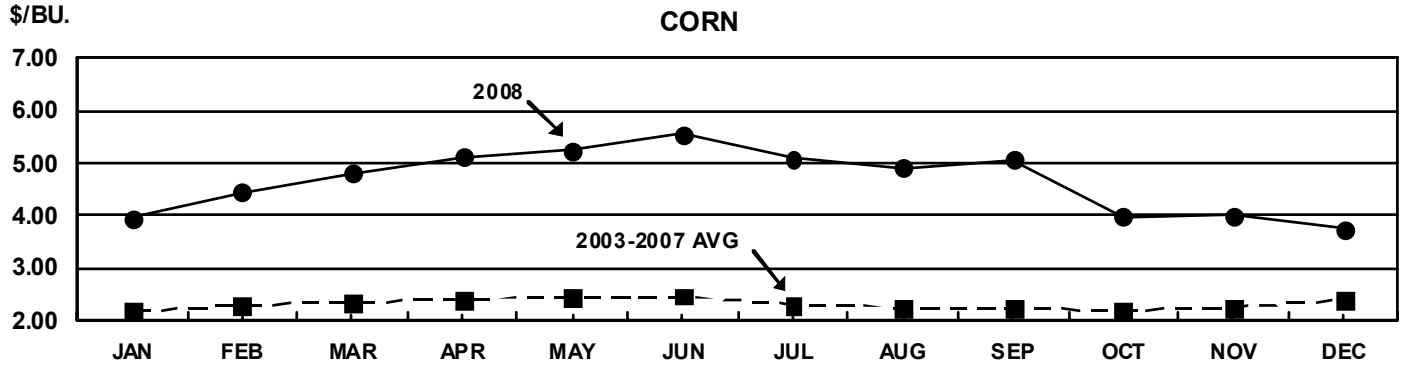
1/ MARKETING YEAR AVERAGE PRICES RECEIVED BY FARMERS ARE BASED ON MONTHLY PRICES WEIGHTED BY MONTHLY MARKETINGS DURING SPECIFIC PERIODS. PRICES DO NOT INCLUDE ALLOWANCE FOR CCC LOANS OUTSTANDING, PURCHASES BY THE GOVERNMENT, OR DEFICIENCY PAYMENTS. 2/ PRELIMINARY.

**CROP PRICES RECEIVED, MONTHLY AVERAGE,
SOUTH DAKOTA, 2007-2008**

| COMMODITY | YEAR | JAN | FEB | MAR | APR | MAY | JUN | JUL | AUG | SEP | OCT | NOV | DEC |
|--------------------------------|------|--------|--------|--------|--------|--------|--------|--------|--------|--------|-------|--------|--------|
| ----- DOLLARS PER BUSHEL ----- | | | | | | | | | | | | | |
| CORN | 2007 | 2.90 | 3.19 | 3.20 | 3.20 | 3.31 | 3.41 | 3.28 | 3.23 | 3.29 | 3.09 | 3.26 | 3.50 |
| | 2008 | 3.96 | 4.44 | 4.82 | 5.11 | 5.24 | 5.55 | 5.08 | 4.91 | 5.07 | 3.99 | 4.00 | 3.75 |
| SOYBEANS | 2007 | 6.12 | 6.57 | 6.57 | 6.69 | 6.81 | 7.09 | 7.10 | 7.30 | 7.70 | 7.99 | 8.74 | 9.73 |
| | 2008 | 9.48 | 10.60 | 11.20 | 11.70 | 12.20 | 12.50 | 12.90 | 12.60 | 10.50 | 9.71 | 9.31 | 8.87 |
| ALL WHEAT | 2007 | 4.59 | 4.67 | 4.67 | 4.74 | 4.76 | 5.06 | 5.12 | 5.35 | 6.03 | 6.45 | 6.98 | 7.22 |
| | 2008 | 7.69 | 9.55 | 11.10 | 11.80 | 11.00 | 10.10 | 8.04 | 7.52 | 7.34 | 6.34 | 6.59 | 6.18 |
| WINTER WHEAT | 2007 | 4.53 | 4.56 | 4.57 | 4.71 | 4.49 | 4.75 | 5.05 | 5.40 | 6.15 | 6.31 | 6.84 | 6.85 |
| | 2008 | 7.25 | 8.32 | 9.50 | 10.10 | 8.98 | 9.63 | 8.04 | 7.06 | 7.31 | 5.93 | 5.71 | 6.03 |
| OTHER SPRING WHEAT | 2007 | 4.70 | 4.81 | 4.77 | 4.78 | 4.92 | 5.17 | 5.35 | 5.34 | 5.92 | 6.58 | 7.12 | 7.59 |
| | 2008 | 7.85 | 10.30 | 11.70 | 12.70 | 12.00 | 10.30 | 7.91 | 8.11 | 7.37 | 6.97 | 7.07 | 6.52 |
| ALL HAY 2/ | 2007 | 81.00 | 82.00 | 91.00 | 93.00 | 94.00 | 90.00 | 90.00 | 90.00 | 90.00 | 93.00 | 100.00 | 99.00 |
| | 2008 | 101.00 | 103.00 | 102.00 | 103.00 | 111.00 | 117.00 | 108.00 | 97.00 | 103.00 | 97.00 | 102.00 | 94.00 |
| ALFALFA HAY 2/ | 2007 | 84.00 | 85.00 | 93.00 | 96.00 | 97.00 | 91.00 | 92.00 | 93.00 | 93.00 | 96.00 | 104.00 | 102.00 |
| | 2008 | 104.00 | 105.00 | 104.00 | 105.00 | 112.00 | 118.00 | 111.00 | 100.00 | 106.00 | 99.00 | 107.00 | 98.00 |
| OTHER HAY 2/ | 2007 | 69.00 | 71.00 | 72.00 | 78.00 | 79.00 | 74.00 | 76.00 | 78.00 | 76.00 | 81.00 | 83.00 | 84.00 |
| | 2008 | 85.00 | 86.00 | 88.00 | 90.00 | 99.00 | 103.00 | 85.00 | 78.00 | 84.00 | 81.00 | 82.00 | 78.00 |
| ALL SUNFLOWER 1/ | 2007 | 13.60 | 15.00 | 16.00 | 16.40 | 17.00 | 17.70 | 19.00 | 19.50 | 17.70 | 17.60 | 17.80 | 19.50 |
| | 2008 | 20.00 | 27.30 | 29.20 | 28.30 | 29.40 | 29.50 | 26.00 | 24.90 | 29.70 | 21.50 | 24.80 | 20.60 |
| OATS | 2007 | 2.36 | 2.48 | 2.56 | 2.56 | 2.60 | 2.88 | 2.51 | 2.32 | 2.56 | 2.68 | 2.86 | 2.94 |
| | 2008 | 3.06 | 3.27 | 3.41 | 3.37 | 3.52 | 3.35 | 3.11 | 2.94 | 2.67 | 2.58 | 2.60 | 2.75 |

1/ DOLLARS PER CWT. 2/ DOLLARS PER TON, BALED.

CROPS PRICES RECEIVED, SOUTH DAKOTA



**VALUE OF PRODUCTION PER HARVESTED ACRE,
SOUTH DAKOTA, 1999-2008 1/**

| YEAR | CORN FOR GRAIN | SOYBEANS | ALL WHEAT | ALL HAY | ALFALFA HAY | BARLEY | OATS |
|------|-------------------|------------------|------------------|------------------|------------------|------------------|------------------|
| | DOLLARS PER ACRE | DOLLARS PER ACRE | DOLLARS PER ACRE | DOLLARS PER ACRE | DOLLARS PER ACRE | DOLLARS PER ACRE | DOLLARS PER ACRE |
| 1999 | 174.02 | 155.88 | 101.68 | 101.48 | 127.40 | 105.60 | 71.68 |
| 2000 | 180.32 | 149.45 | 106.41 | 115.91 | 137.36 | 106.70 | 67.71 |
| 2001 | 190.75 | 132.16 | 104.41 | 127.52 | 152.90 | 104.00 | 100.20 |
| 2002 | 206.15 | 165.23 | 100.53 | 97.55 | 123.00 | 87.85 | 89.55 |
| 2003 | 253.08 | 191.40 | 146.45 | 101.44 | 120.65 | 125.61 | 97.24 |
| 2004 | 236.60 | 189.72 | 154.90 | 110.10 | 136.50 | 127.26 | 122.18 |
| 2005 | 213.01 | 188.65 | 152.52 | 118.13 | 139.75 | 103.39 | 113.76 |
| 2006 | 279.36 | 205.02 | 144.94 | 107.20 | 131.20 | 100.40 | 118.56 |
| 2007 | 504.57 | 403.20 | 276.94 | 188.18 | 225.00 | 182.00 | 206.64 |
| 2008 | 478.80 | 307.70 | 343.06 | 203.64 | 239.20 | 205.00 | 182.50 |

1/ VALUE OF PRODUCTION = (MARKETING YEAR AVERAGE PRICE MULTIPLIED BY TOTAL PRODUCTION) DIVIDED BY HARVESTED ACRES.

**LIVESTOCK PRICES RECEIVED,
SOUTH DAKOTA, 2007-2008 1/**

| ITEM | YEAR | JAN | FEB | MAR | APR | MAY | JUN | JUL | AUG | SEP | OCT | NOV | DEC | ANN AVG 2/ |
|------------------|------|--------|--------|--------|--------|--------|--------|--------|--------|--------|--------|--------|--------|---------------|
| ALL HOGS | 2007 | 42.40 | 47.40 | 45.10 | 47.30 | 53.80 | 53.90 | 51.00 | 50.70 | 46.70 | 41.70 | 36.60 | 38.40 | 46.70 |
| | 2008 | 35.70 | 42.30 | 39.60 | 44.00 | 54.20 | 52.10 | 51.90 | 60.90 | 54.00 | 48.90 | 40.30 | 41.20 | 46.80 |
| BARROWS & GILTS | 2007 | 44.50 | 49.30 | 46.70 | 49.50 | 56.30 | 56.70 | 53.60 | 53.20 | 48.20 | 43.60 | 38.30 | 40.50 | 48.70 |
| | 2008 | 38.10 | 44.40 | 41.40 | 46.90 | 57.80 | 56.20 | 57.40 | 64.40 | 54.90 | 49.80 | 41.20 | 41.20 | 49.30 |
| SOWS | 2007 | 28.60 | 30.60 | 30.70 | 27.80 | 33.30 | 36.60 | 36.00 | 35.10 | 35.60 | 27.60 | 25.60 | 21.80 | 31.60 |
| | 2008 | 19.70 | 23.10 | 23.00 | 17.60 | 25.50 | 26.80 | 20.60 | 39.50 | 47.30 | 42.40 | 34.10 | 41.00 | 28.50 |
| BEEF CATTLE | 2007 | 84.20 | 89.90 | 94.20 | 93.40 | 89.70 | 84.60 | 87.10 | 94.80 | 101.00 | 106.00 | 97.00 | 86.80 | 92.10 |
| | 2008 | 89.20 | 94.90 | 90.80 | 89.80 | 92.90 | 90.90 | 92.30 | 97.20 | 96.60 | 94.70 | 87.70 | 77.90 | 91.30 |
| STEERS & HEIFERS | 2007 | 92.10 | 94.90 | 99.30 | 100.00 | 97.90 | 94.90 | 98.00 | 103.00 | 108.00 | 113.00 | 109.00 | 102.00 | 101.00 |
| | 2008 | 98.30 | 100.00 | 95.00 | 95.40 | 101.00 | 101.00 | 102.00 | 104.00 | 102.00 | 100.00 | 97.00 | 91.00 | 98.90 |
| COWS | 2007 | 45.40 | 49.30 | 48.00 | 49.00 | 52.60 | 50.00 | 54.30 | 51.70 | 50.20 | 46.90 | 42.60 | 43.60 | 48.20 |
| | 2008 | 44.90 | 53.80 | 52.90 | 52.00 | 56.20 | 57.00 | 63.30 | 61.70 | 56.90 | 51.50 | 45.50 | 40.50 | 52.90 |
| CALVES | 2007 | 112.00 | 116.00 | 118.00 | 122.00 | 118.00 | 107.00 | 127.00 | 125.00 | 132.00 | 125.00 | 125.00 | 118.00 | 120.00 |
| | 2008 | 115.00 | 122.00 | 116.00 | 112.00 | 112.00 | 112.00 | 105.00 | 112.00 | 109.00 | 108.00 | 106.00 | 102.00 | 111.00 |
| SHEEP | 2007 | 37.60 | 37.80 | 30.30 | 25.20 | 24.20 | 24.90 | 22.00 | 22.80 | 20.60 | 20.30 | 21.80 | 23.90 | 24.10 |
| | 2008 | 31.40 | 22.40 | 19.60 | 20.40 | 23.70 | 23.80 | 18.20 | 18.30 | 16.80 | 13.30 | 20.80 | 25.20 | 19.80 |
| LAMBS | 2007 | 107.00 | 98.80 | 104.00 | 94.70 | 104.00 | 109.00 | 110.00 | 107.00 | 109.00 | 105.00 | 106.00 | 110.00 | 107.00 |
| | 2008 | 102.00 | 105.00 | 106.00 | 110.00 | 120.00 | 120.00 | 112.00 | 103.00 | 101.00 | 97.80 | 105.00 | 111.00 | 105.00 |

1/ PRICES REPORTED IN DOLLARS PER HUNDREDWEIGHT. 2/ MONTHLY PRICES WEIGHTED BY ESTIMATED SALES IN EACH MONTH.

LIVESTOCK PRICES RECEIVED, SOUTH DAKOTA

