



Cattle on Feed

Southern Plains Regional Field Office · Post Office Box 70, Austin, Texas 78767 · 800-626-3142 · www.nass.usda.gov

Cooperating with the Oklahoma Department of Agriculture, Food and Forestry and Texas Department of Agriculture

November 19, 2021

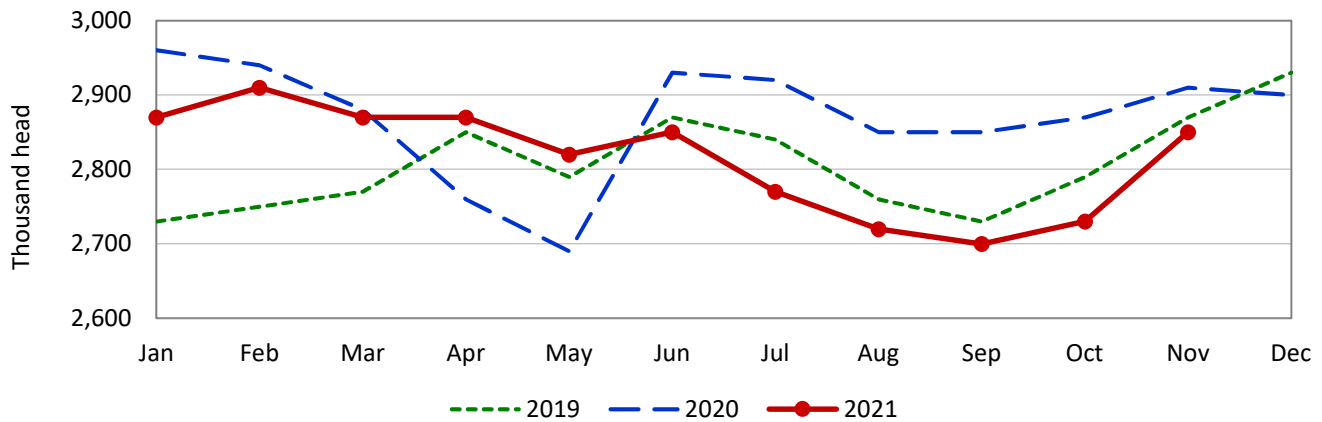
Contact: Kim DaPra or Carol Pittman

This report contains results from the November 2021 Cattle on Feed Survey collected during the first two weeks of November. Data provided by Oklahoma and Texas producers are the foundation of the estimates made for the Southern Plains region. We would like to thank all producers who responded to the survey. Results from the next monthly survey will be made available on December 23, 2021.

Cattle and calves on feed for slaughter market in **Texas** feedlots with capacity of 1,000 head or more totaled 2.85 million head on November 1, 2021, down 2 percent from a year ago. Producers placed 510 thousand head in commercial feedlots during October, up 6 percent from a year ago. Texas commercial feeders marketed 375 thousand head during October, down 11 percent from 2020.

On November 1, there were 2.53 million head of cattle and calves on feed in the Northern High Plains, 89 percent of the state's total. The number on feed across the area was down 2 percent from last year but up 5 percent from the October 1 total. October placements in the Northern High Plains totaled 460 thousand head, up 15 percent from the September total. Marketings were down 33 percent from last month at 337 thousand head.

Texas Cattle on Feed Inventory

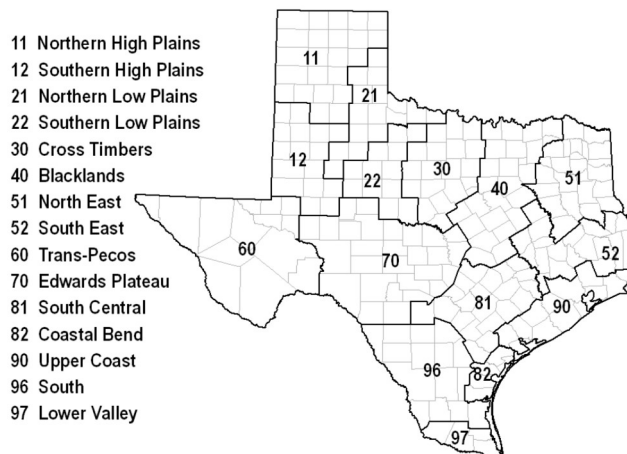


Texas Cattle and Calves on Feed in 1,000+ Capacity Feedlots, by District

Cattle and Calves	District 11	District 12	District 21	District 70	District 81	District 96	Other districts	State total
	1,000 head	1,000 head	1,000 head	1,000 head	1,000 head	1,000 head	1,000 head	1,000 head
On feed October 1, 2021 ¹	2,424	143	47	9	31	44	32	2,730
Placed on feed during October	460	26	4	2	5	9	4	510
Fed cattle marketed during October	337	20	4	1	4	7	2	375
Other disappearance during October ²	13	1	0	0	0	1	0	15
On feed November 1, 2021 ¹	2,534	148	47	10	32	45	34	2,850

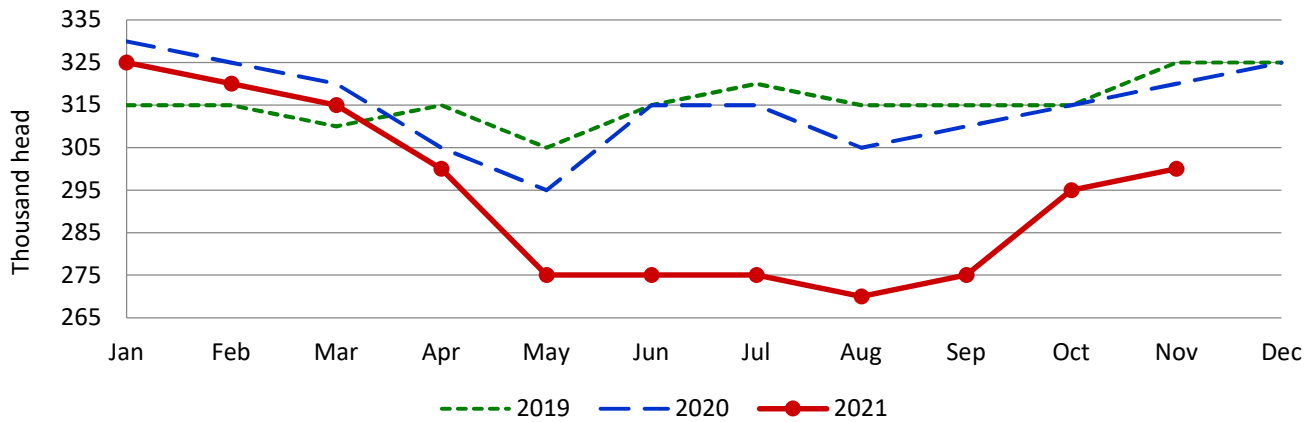
¹ Cattle and calves on feed are animals for slaughter market being fed a ration of grain or other concentrates and are expected to produce a carcass that will grade select or better.

² Included death losses, movement from feedlots to pasture and shipments to other feedlots for further feeding.



Cattle and calves on feed for slaughter market in **Oklahoma** feedlots with capacity of 1,000 head or more totaled 300 thousand head on November 1, 2021, down 6 percent from a year ago. Producers placed 49 thousand head in commercial feedlots during October, down 4 percent from a year ago. Oklahoma commercial feeders marketed 43 thousand head during October, down 4 percent from 2020. Other disappearance during October totaled 1 thousand head, unchanged from a year ago.

Oklahoma Cattle on Feed Inventory



Cattle and Calves: Placements, Marketings, Other Disappearance and Inventory in 1,000+ Capacity Feedlot

State	Cattle and Calves										
	On feed October 1		Placed on feed during October		Marketed during October		Other Disappearance during October		On feed November 1		
	2020	2021	2020	2021	2020	2021	2020	2021	2020	2021	
	<i>1,000 head</i>	<i>1,000 head</i>	<i>1,000 head</i>	<i>1,000 head</i>	<i>1,000 head</i>	<i>1,000 head</i>	<i>1,000 head</i>	<i>1,000 head</i>	<i>1,000 head</i>	<i>1,000 head</i>	<i>1,000 head</i>
Arizona.....	257	270	27	24	25	20	1	1	258	273	
California.....	545	540	66	52	49	40	7	7	555	545	
Colorado.....	1,110	1,130	175	185	160	160	5	5	1,120	1,150	
Idaho.....	270	305	53	50	41	44	2	1	280	310	
Iowa.....	610	600	105	116	92	104	3	2	620	610	
Kansas.....	2,540	2,530	430	435	440	445	10	10	2,520	2,510	
Minnesota.....	105	90	35	29	14	13	1	1	125	105	
Nebraska.....	2,410	2,380	560	625	460	435	10	10	2,500	2,560	
Oklahoma.....	315	295	51	49	45	43	1	1	320	300	
South Dakota.....	190	200	84	74	48	41	1	3	225	230	
Texas.....	2,870	2,730	480	510	420	375	20	15	2,910	2,850	
Washington.....	220	200	61	33	35	27	1	1	245	205	
Other States.....	275	280	65	63	44	41	1	2	295	300	
United States.....	11,717	11,550	2,192	2,245	1,873	1,788	63	59	11,973	11,948	

Cattle on Feed: Number Placed on Feed by Weight Group, 1,000+ Capacity Feedlots¹

State	During October 2020					
	Under 600 lbs	600-699 lbs	700-799 lbs	800-899 lbs	900+ lbs ²	Total
	<i>1,000 head</i>	<i>1,000 head</i>	<i>1,000 head</i>	<i>1,000 head</i>	<i>1,000 head</i>	<i>1,000 head</i>
Colorado.....	35	30	35	40	35	175
Kansas.....	65	90	140	90	45	430
Nebraska.....	120	125	90	110	115	560
Texas.....	170	125	115	55	15	480
Other States.....	180	125	85	92	65	547
United States.....	570	495	465	387	275	2,192
State	During October 2021					
	Under 600 lbs	600-699 lbs	700-799 lbs	800-899 lbs	900+ lbs ²	Total
	<i>1,000 head</i>	<i>1,000 head</i>	<i>1,000 head</i>	<i>1,000 head</i>	<i>1,000 head</i>	<i>1,000 head</i>
Colorado.....	35	35	35	45	35	185
Kansas.....	65	95	135	95	45	435
Nebraska.....	145	130	95	130	125	625
Texas.....	170	130	125	70	15	510
Other States.....	160	110	80	85	55	490
United States.....	575	500	470	425	275	2,245

¹ Oklahoma is included in *Other States*.

² For the U.S., the 900+ category represents the sum of 900-999 pound and 1,000+ pound weight groups.