



Crop Progress and Condition

USDA, NASS, Virginia Field Office
Herman Ellison, State Statistician
P. O. Box 1659
Richmond, VA 23218-1659
(804) 771-2493
Homepage: <http://www.nass.usda.gov/va>

In Cooperation with:
U.S. Dept. of Commerce - NOAA
Virginia Tech
Virginia State University
Virginia Cooperative Extension Service
Virginia Department of Agriculture and Consumer Services

Released: April 19, 2021

Issue: 06-21

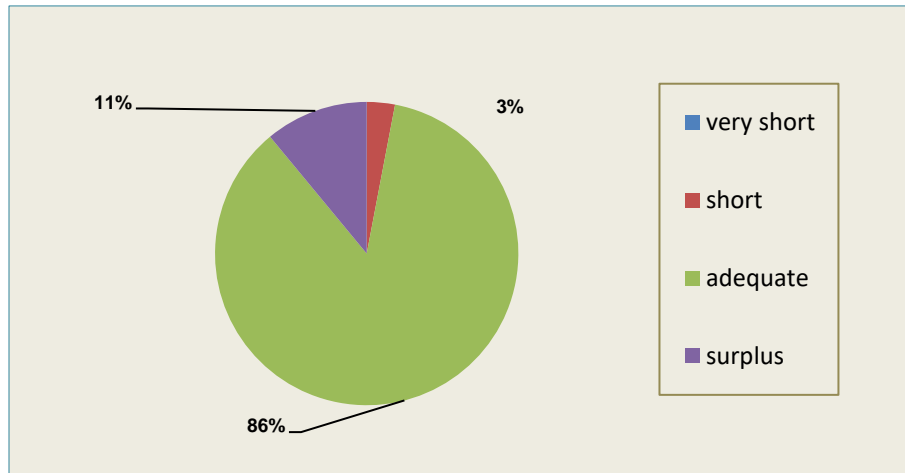
Agricultural News: Days suitable for fieldwork were 5.9. Weather conditions were mostly cooler with some rain during the week. Farming activities for the week included planting corn, checking soil temperatures, and preparing for hay.

SOIL MOISTURE for week ending 04/18/21

	Very Short	Short	Adequate	Surplus
	%	%	%	%
Topsoil	-	3	86	11
Subsoil	-	2	89	9

- Represents zero.

TOPSOIL MOISTURE for week ending 04/18/21



CROP and LIVESTOCK CONDITIONS for week ending 04/18/21

Crop	Very Poor	Poor	Fair	Good	Excellent
	%	%	%	%	%
Barley	-	12	42	45	1
Hay, Alfalfa	-	10	29	60	1
Hay, Other	1	6	26	62	5
Winter Wheat	-	8	49	40	3
Pasture	2	9	39	42	8

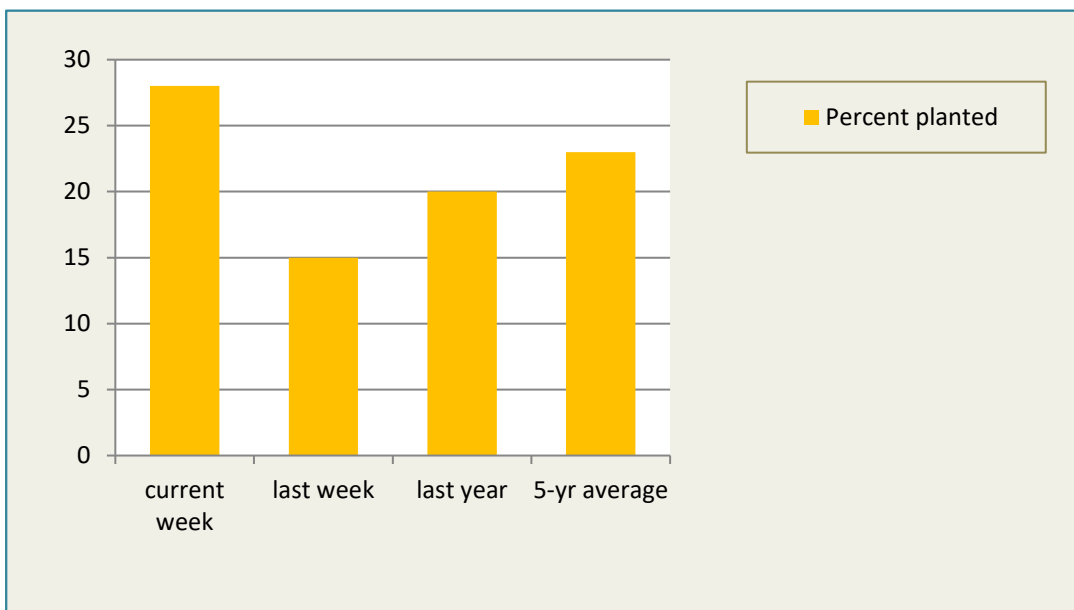
- Represents zero.

CROP PROGRESS for week ending 04/18/21

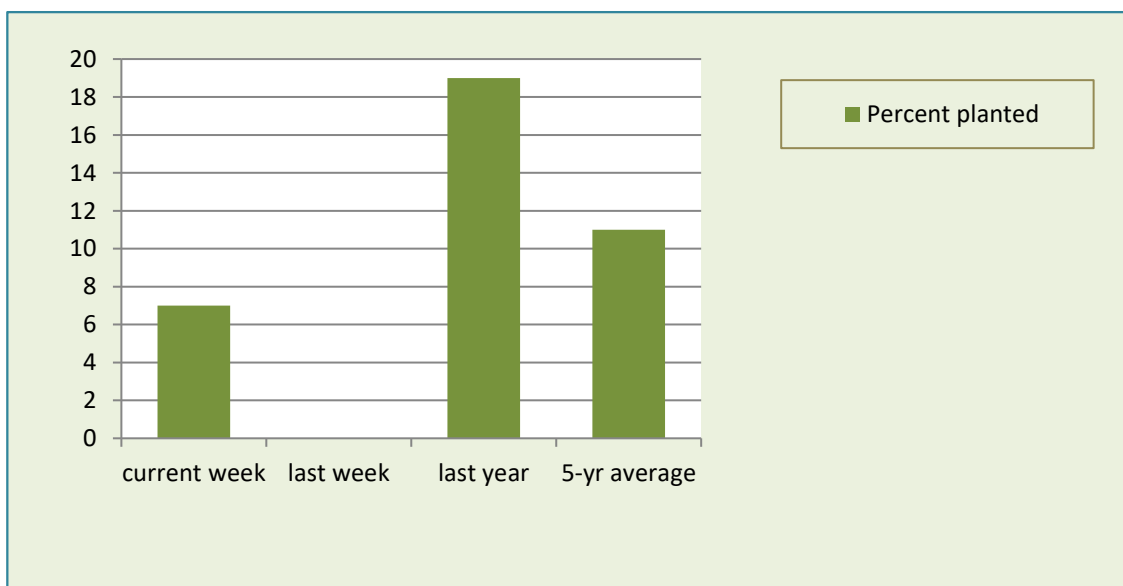
Crop Stage	This Week	Last Week	Last Year	5-Yr Avg.
	%	%	%	%
Corn planted	28	15	20	23
Corn emerged	2	-	-	-
Cotton planted	1	-	-	1
Winter wheat headed	7	-	19	11

- Represents zero or data not available.

CORN PLANTED for week ending 04/18/21



WINTER WHEAT HEADED for week ending 04/18/21



Weather Summary- For the week ending April 18, 2021

City	Temperature				Precipitation				
	Avg. High	Avg. low	Avg. mean	Avg. dep. from normal *	Last Week	Since Mar. 1	Mar. 1 dep. from normal *	Jan. 1, 2021 to date	Jan. 1, 2021 dep. from normal *
Lynchburg	70.6	43.4	57.0	+1.6	0.20	4.99	-0.6	13.04	+1.4
Norfolk	67.0	50.7	58.9	+0.7	1.16	4.04	-1.7	14.29	+2.0
Richmond	69.9	45.6	57.7	-0.5	0.23	4.54	-1.5	13.24	+1.4
Roanoke	69.1	46.1	57.6	+1.0	0.13	4.10	-1.4	12.66	+1.4
Wash/Dulles	62.9	43.6	53.2	-1.2	0.48	3.78	-1.7	9.94	-0.9

*Normals value based on 2010 normals data. Data were not available from NCEP/NOAA Climate Prediction Center. Source: NOAA Southeast Regional Climate Center <https://www.sercc.com/>.