



# Crop Progress and Condition

**USDA, NASS, Virginia Field Office**  
Herman Ellison, State Statistician  
102 Governor Street  
Richmond, VA 23219  
(804) 771-2493  
**Homepage:** <http://www.nass.usda.gov/va>

**In Cooperation with:**  
U.S. Dept. of Commerce - NOAA  
Virginia Tech  
Virginia State University  
Virginia Cooperative Extension Service  
Virginia Department of Agriculture and Consumer Services

Released: May 10, 2021

Issue: 09-21

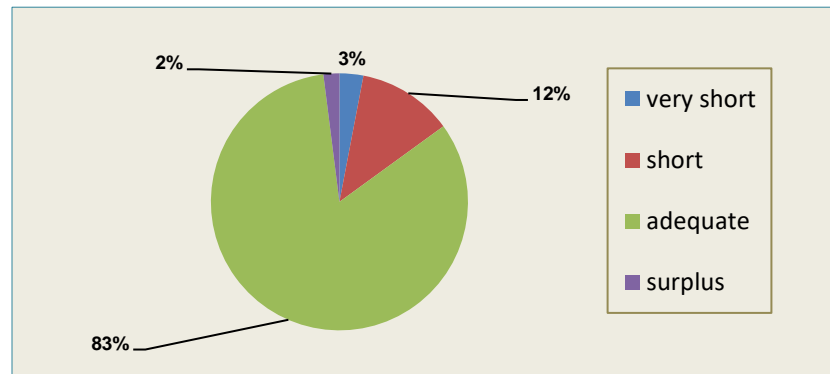
**Agricultural News:** Days suitable for fieldwork were 5.6. Weather conditions were cooler with some heavy winds and spotty rain during the week. The winds dried out the fields. Farming activities for the week included planting corn and soybeans, and harvesting small grains for silage.

## SOIL MOISTURE for week ending 05/09/21

	Very Short	Short	Adequate	Surplus
	%	%	%	%
Topsoil	3	12	83	2
Subsoil	2	11	84	3

- Represents zero.

## TOPSOIL MOISTURE for week ending 05/09/21



## CROP CONDITIONS for week ending 05/09/21

Crop	Very Poor	Poor	Fair	Good	Excellent
	%	%	%	%	%
Barley	1	4	37	55	3
Hay, Alfalfa	-	1	24	72	3
Hay, Other	1	6	25	58	10
Winter Wheat	2	4	29	59	6
Pasture	1	9	35	48	7

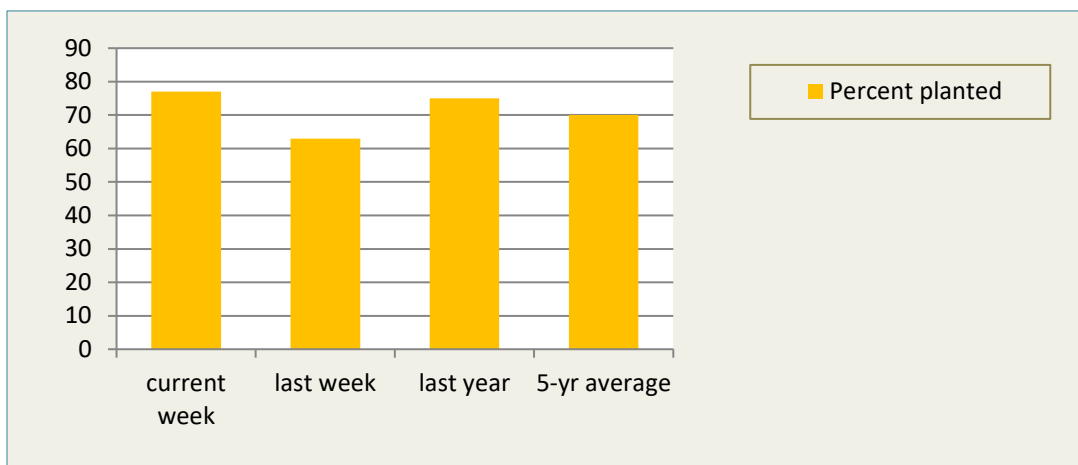
- Represents zero.

## CROP PROGRESS for week ending 05/09/21

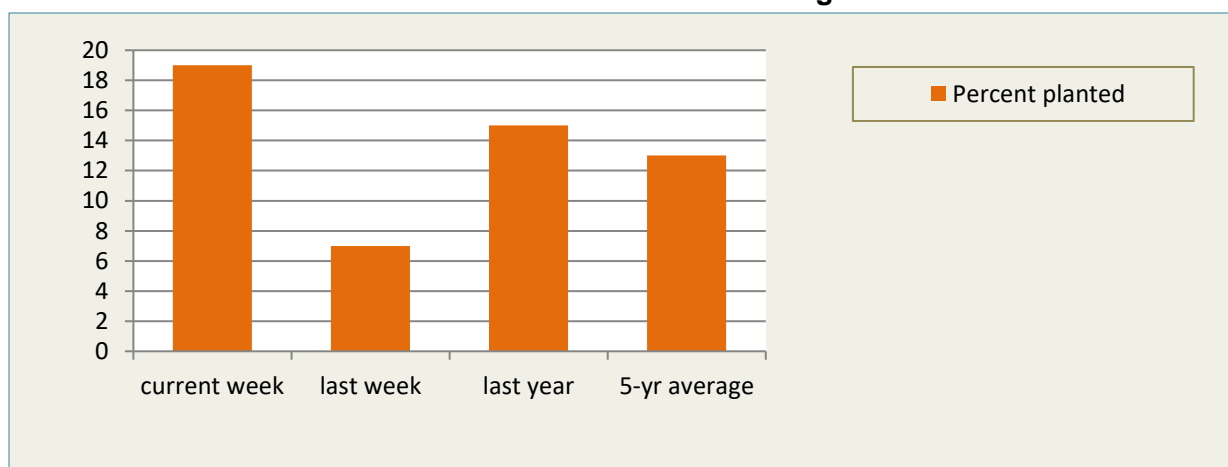
Crop Stage	This Week	Last Week	Last Year	5-Yr Avg
	%	%	%	%
Corn planted	77	63	75	70
Corn emerged	50	28	44	42
Cotton planted	35	17	13	25
Peanuts planted	40	21	11	19
Soybeans planted	19	7	15	13
Soybeans emerged	1	-	-	-
Tobacco, Burley transplanted	11	2	12	9
Tobacco, Fire-cured transplanted	11	1	12	10
Tobacco, Flue-cured transplanted	28	5	20	22
Winter Wheat headed	66	38	83	74

- Represents zero or data not available.

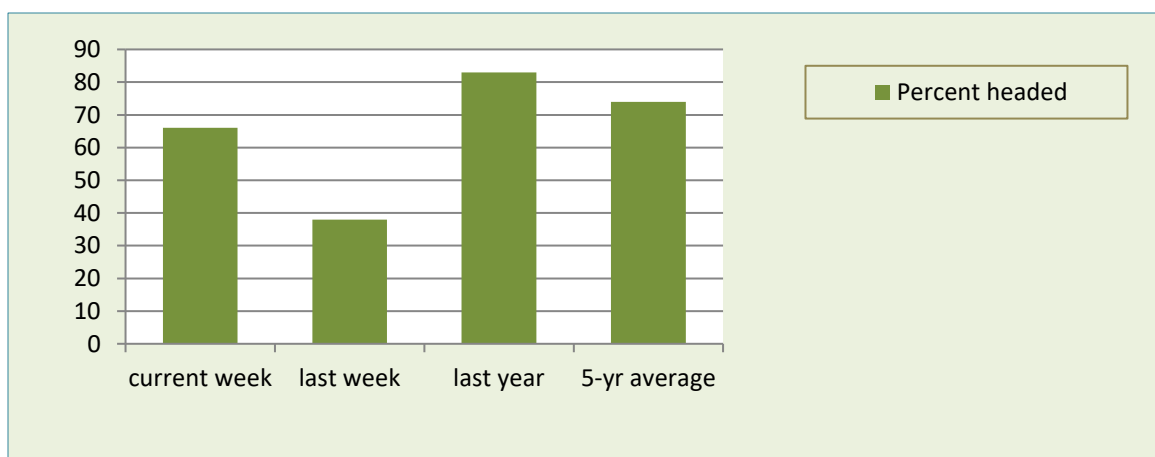
### CORN PLANTED for week ending 05/09/21



### SOYBEANS PLANTED for week ending 05/09/21



### WINTER WHEAT HEADED for week ending 05/09/21



### Weather Summary- For the week ending May 9, 2021

City	Temperature				Precipitation				
	Avg. High	Avg. low	Avg. mean	Avg. dep. from normal *	Last Week	Since Mar. 1	Mar. 1 dep. from normal *	Jan. 1, 2021 to date	Jan. 1, 2021 dep. from normal *
Lynchburg	74.0	48.4	61.2	+0.6	0.51	6.41	-1.5	14.46	+0.5
Norfolk	79.0	57.6	68.3	+4.4	0.13	4.79	-3.2	15.04	+0.5
Richmond	77.1	52.0	64.6	+0.8	0.56	5.79	-2.5	14.49	+0.4
Roanoke	72.6	50.9	61.7	-0.3	0.70	5.65	-2.2	14.21	+0.5
Wash/Dulles	70.4	49.1	59.8	-0.5	1.02	5.57	-2.5	11.73	-1.7

\*Normals value based on 2010 normals data. Data were not available from NCEP/NOAA Climate Prediction Center. Source: NOAA Southeast Regional Climate Center <https://www.sercc.com/>.