



# Crop Progress and Condition

**USDA, NASS, Virginia Field Office**  
Herman Ellison, State Statistician  
102 Governor Street  
Richmond, VA 23219  
(804) 771-2493  
**Homepage:** <http://www.nass.usda.gov/va>

**In Cooperation with:**  
U.S. Dept. of Commerce - NOAA  
Virginia Tech  
Virginia State University  
Virginia Cooperative Extension Service  
Virginia Department of Agriculture and Consumer Services

Released: May 17, 2021

Issue: 10-21

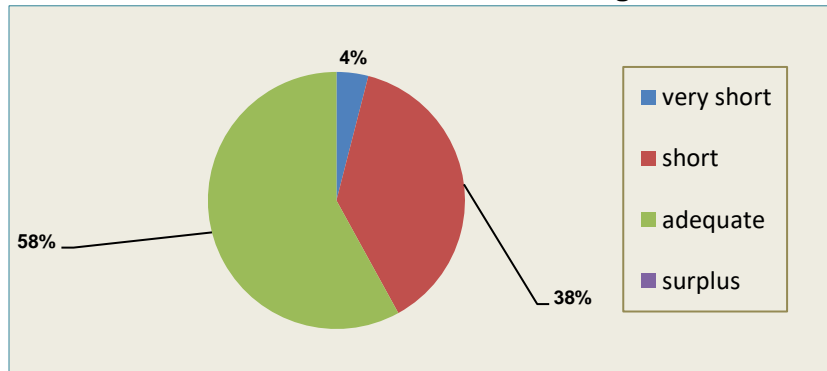
**Agricultural News:** Days suitable for fieldwork were 6.5. Weather conditions were cool with limited rain and some morning frost. Conditions are getting dry and the cooler temperatures have limited some pasture growth. Farming activities for the week included harvesting hay and planting corn and soybeans.

## SOIL MOISTURE for week ending 05/16/21

	Very Short	Short	Adequate	Surplus
	%	%	%	%
Topsoil	4	38	58	-
Subsoil	3	20	75	2

- Represents zero.

## TOPSOIL MOISTURE for week ending 05/16/21



## CROP CONDITIONS for week ending 05/16/21

Crop	Very Poor	Poor	Fair	Good	Excellent
	%	%	%	%	%
Barley	-	6	45	46	3
Corn	-	1	29	63	7
Hay, Alfalfa	-	2	30	67	1
Hay, Other	2	4	30	58	6
Winter Wheat	-	2	32	62	4
Pasture	1	10	35	43	11

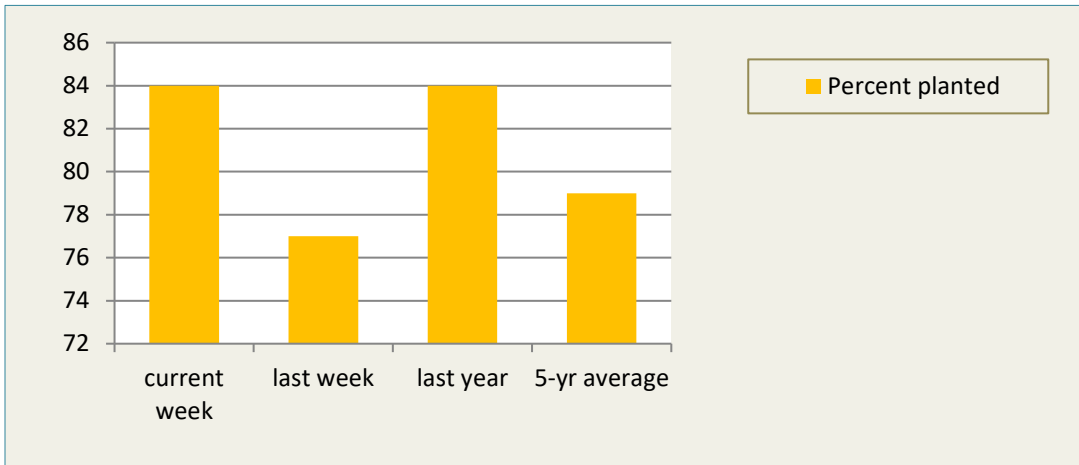
- Represents zero.

## CROP PROGRESS for week ending 05/16/21

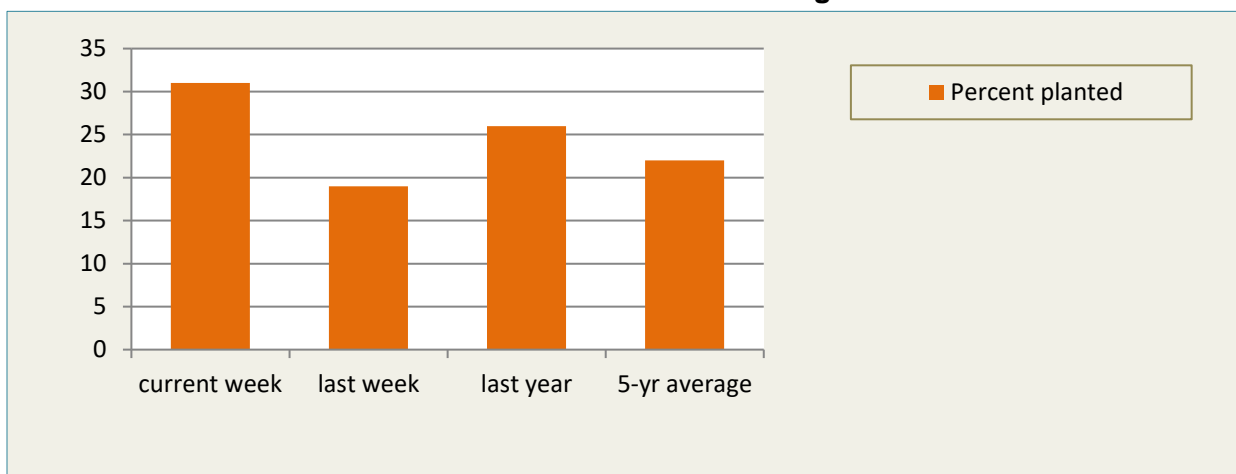
Crop Stage	This Week	Last Week	Last Year	5-Yr Avg
	%	%	%	%
Corn planted	84	77	84	79
Corn emerged	60	50	60	57
Cotton planted	50	35	31	41
Peanuts planted	59	40	35	37
Soybeans planted	31	19	26	22
Soybeans emerged	7	1	6	6
Tobacco, Burley transplanted	18	11	22	22
Tobacco, Fire-cured transplanted	24	11	28	24
Tobacco, Flue-cured transplanted	45	28	45	43
Winter Wheat headed	80	66	92	85

- Represents zero or data not available.

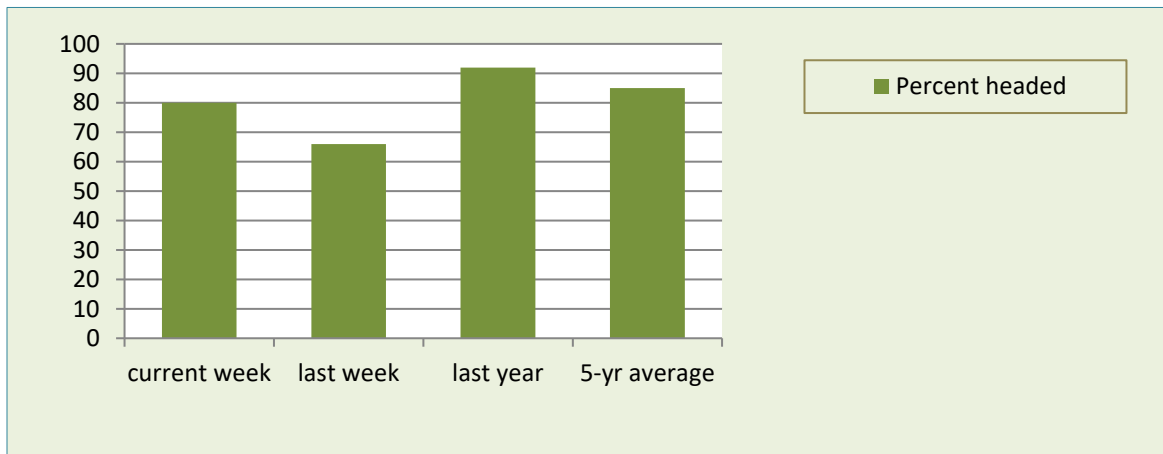
### CORN PLANTED for week ending 05/16/21



### SOYBEANS PLANTED for week ending 05/16/21



### WINTER WHEAT HEADED for week ending 05/16/21



### Weather Summary- For the week ending May 16, 2021

City	Temperature				Precipitation				
	Avg. High	Avg. low	Avg. mean	Avg. dep. from normal *	Last Week	Since Mar. 1	Mar. 1 dep. from normal *	Jan. 1, 2021 to date	Jan. 1, 2021 dep. from normal *
Lynchburg	70.1	44.9	57.5	-4.8	0.04	6.45	-2.3	14.50	-0.3
Norfolk	70.9	49.7	60.3	-5.5	0.21	5.00	-3.7	15.25	-0.0
Richmond	72.6	45.0	58.8	-6.8	0.04	5.83	-3.3	14.53	-0.4
Roanoke	69.7	46.0	57.9	-5.8	0.02	5.67	-3.1	14.23	-0.4
Wash/Dulles	71.0	42.6	56.8	-5.4	0.01	5.58	-3.5	11.74	-2.8

\*Normals value based on 2010 normals data. Data were not available from NCEP/NOAA Climate Prediction Center. Source: NOAA Southeast Regional Climate Center <https://www.sercc.com/>.