



Crop Progress and Condition

USDA, NASS, Virginia Field Office
Herman Ellison, State Statistician
102 Governor Street
Richmond, VA 23219
(804) 771-2493
Homepage: <http://www.nass.usda.gov/va>

In Cooperation with:
U.S. Dept. of Commerce - NOAA
Virginia Tech
Virginia State University
Virginia Cooperative Extension Service
Virginia Department of Agriculture and Consumer Services

Released: May 24, 2021

Issue: 11-21

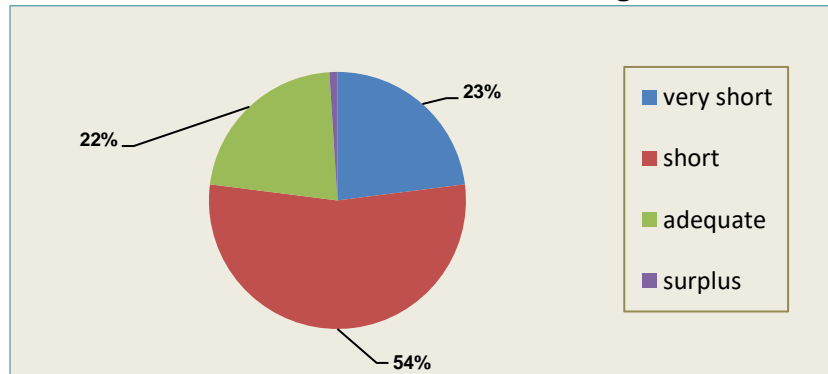
Agricultural News: Days suitable for fieldwork were 6.8. Weather conditions were warm and dry. With the dry weather, much hay making was done, but some crops are showing signs of drought stress. Farming activities for the week included harvesting hay and planting corn and soybeans.

SOIL MOISTURE for week ending 05/23/21

	Very Short	Short	Adequate	Surplus
	%	%	%	%
Topsoil	23	54	22	1
Subsoil	8	51	40	1

- Represents zero.

TOPSOIL MOISTURE for week ending 05/23/21



CROP CONDITIONS for week ending 05/23/21

Crop	Very Poor	Poor	Fair	Good	Excellent
	%	%	%	%	%
Barley	-	7	53	39	1
Corn	-	8	33	54	5
Hay, Alfalfa	-	1	29	66	4
Hay, Other	2	9	46	40	3
Winter Wheat	-	9	37	53	1
Pasture	2	16	41	34	7

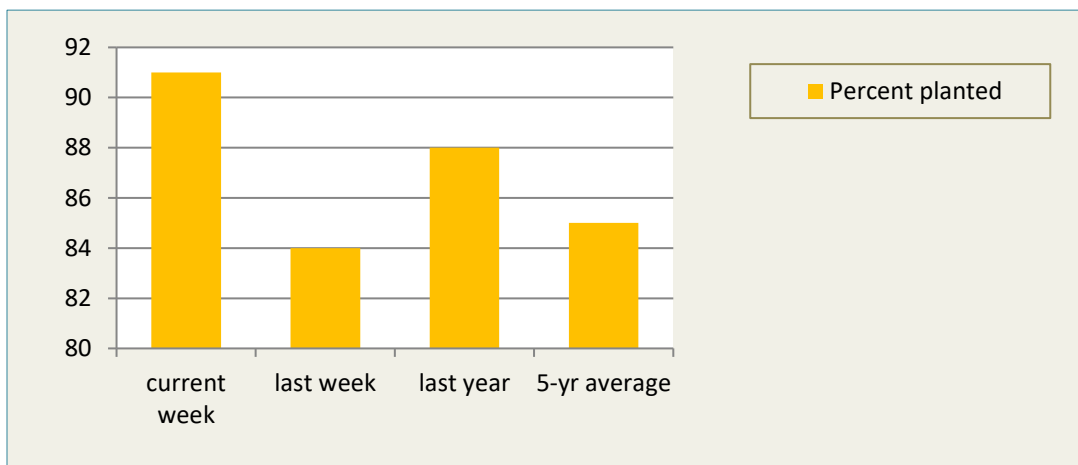
- Represents zero.

CROP PROGRESS for week ending 05/23/21

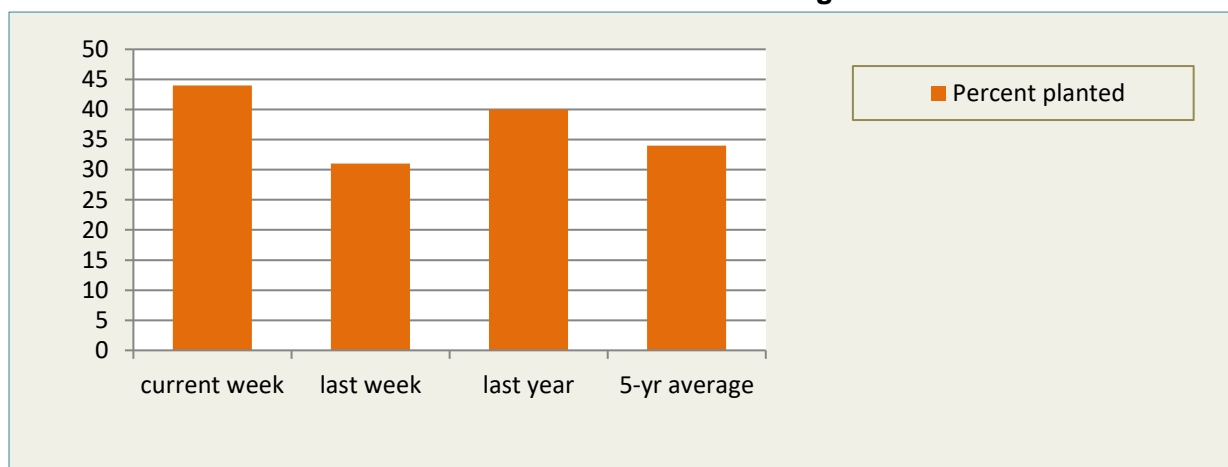
Crop Stage	This Week	Last Week	Last Year	5-Yr Avg
	%	%	%	%
Barley harvested for grain	1	-	-	-
Corn planted	91	84	88	85
Corn emerged	73	60	73	70
Cotton planted	65	50	54	63
Peanuts planted	75	59	71	60
Soybeans planted	44	31	40	34
Soybeans emerged	18	7	16	16
Tobacco, Burley transplanted	29	18	32	40
Tobacco, Fire-cured transplanted	43	24	41	43
Tobacco, Flue-cured transplanted	58	45	61	64
Winter Wheat headed	88	80	96	93

- Represents zero or data not available.

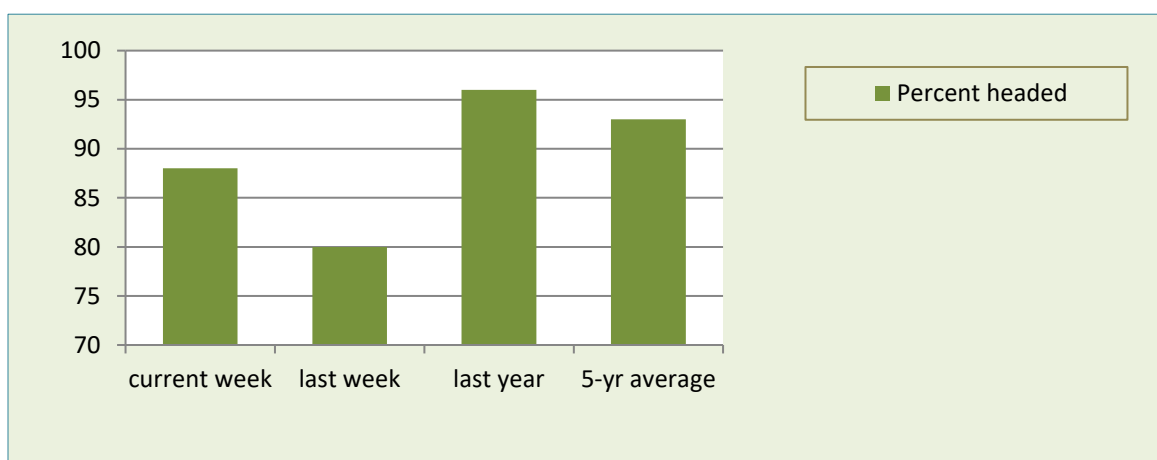
CORN PLANTED for week ending 05/23/21



SOYBEANS PLANTED for week ending 05/23/21



WINTER WHEAT HEADED for week ending 05/23/21



Weather Summary- For the week ending May 23, 2021

City	Temperature				Precipitation				
	Avg. High	Avg. low	Avg. mean	Avg. dep. from normal *	Last Week	Since Mar. 1	Mar. 1 dep. from normal *	Jan. 1, 2021 to date	Jan. 1, 2021 dep. from normal *
Lynchburg	82.6	53.4	68.0	+3.9	0.01	6.46	-3.1	14.51	-1.1
Norfolk	81.3	59.0	70.1	+2.4	0.00	5.00	-4.5	15.25	-0.8
Richmond	85.7	54.3	70.0	+2.6	0.00	5.83	-4.2	14.53	-1.3
Roanoke	81.0	55.4	68.2	+2.7	0.00	5.67	-4.0	14.23	-1.3
Wash/Dulles	84.9	51.4	68.1	+3.9	0.00	5.58	-4.6	11.74	-3.9

*Normals value based on 2010 normals data. Data were not available from NCEP/NOAA Climate Prediction Center. Source: NOAA Southeast Regional Climate Center <https://www.sercc.com/>.