



Crop Progress and Condition

USDA, NASS, Virginia Field Office
Herman Ellison, State Statistician
102 Governor Street
Richmond, VA 23219
(804) 771-2493
Homepage: <http://www.nass.usda.gov/va>

In Cooperation with:
U.S. Dept. of Commerce - NOAA
Virginia Tech
Virginia State University
Virginia Cooperative Extension Service
Virginia Department of Agriculture and Consumer Services

Released: June 1, 2021

Issue: 12-21

Agricultural News: Days suitable for fieldwork were 5.5. Weather conditions started warm, but cooled later in the week. Precipitation amounts were up from the previous week with scattered storms, but fields are still dry, and some crop progress has been slowed and some planting of crops. Farming activities for the week included harvesting hay, planting soybeans, and producing strawberries.

SOIL MOISTURE for week ending 05/30/21

	Very Short	Short	Adequate	Surplus
	%	%	%	%
Topsoil	20	33	47	-
Subsoil	6	37	57	-

- Represents zero.

CROP CONDITIONS for week ending 05/30/21

Crop	Very Poor	Poor	Fair	Good	Excellent
	%	%	%	%	%
Barley	-	9	57	34	-
Corn	-	9	38	51	2
Cotton	-	3	12	84	1
Hay, Alfalfa	-	10	25	60	5
Hay, Other	6	13	37	41	3
Peanuts	-	3	15	81	1
Tobacco, Flue-cured	-	1	13	74	12
Winter Wheat	-	10	44	44	2
Pasture	4	21	39	35	1

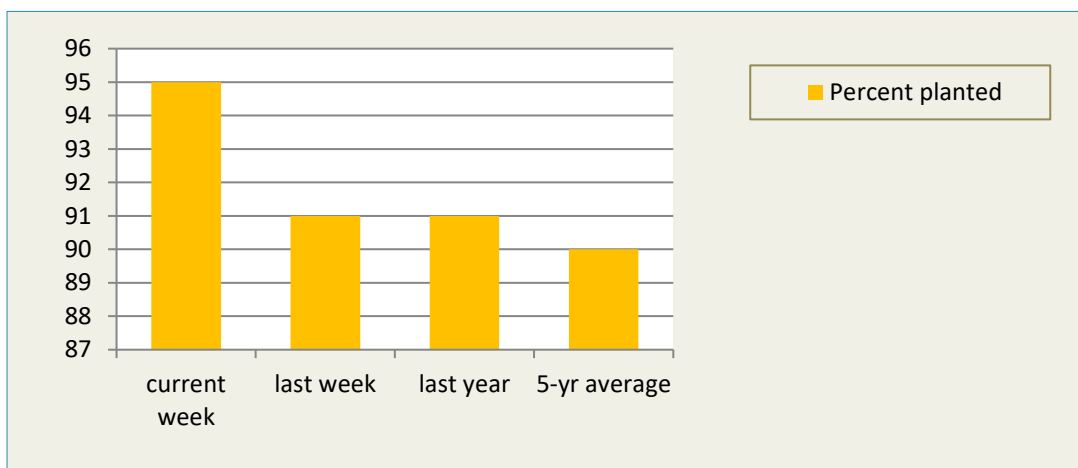
- Represents zero.

CROP PROGRESS for week ending 05/30/21

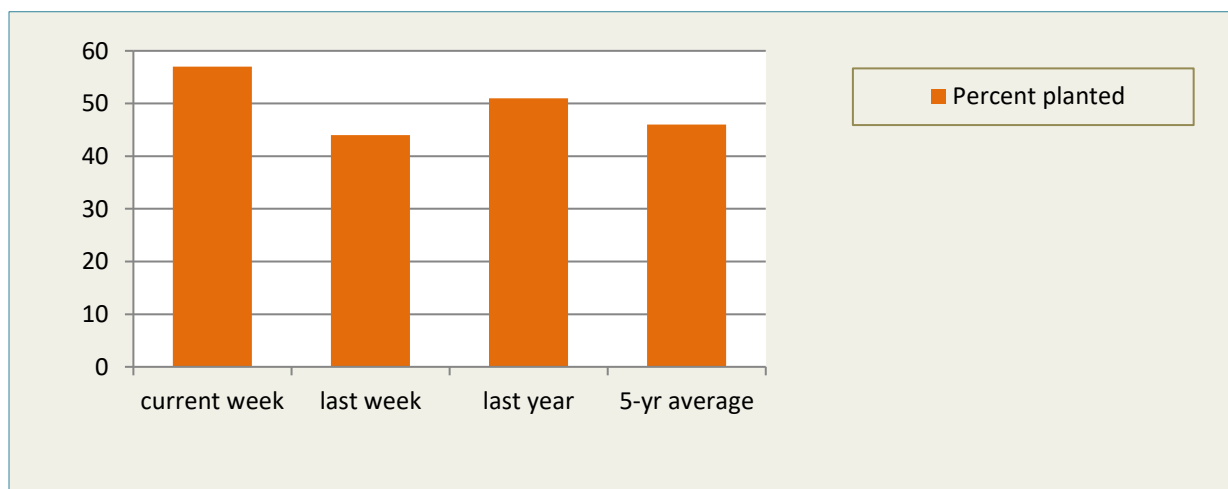
Crop Stage	This Week	Last Week	Last Year	5-Yr Avg
	%	%	%	%
Barley harvested for grain	11	1	13	11
Corn planted	95	91	91	90
Corn emerged	83	73	82	80
Cotton planted	80	65	71	78
Peanuts planted	83	75	87	77
Soybeans planted	57	44	51	46
Soybeans emerged	33	18	32	29
Tobacco, Burley transplanted	50	29	47	55
Tobacco, Fire-cured transplanted	60	43	61	60
Tobacco, Flue-cured transplanted	68	58	73	75
Winter Wheat headed	98	88	99	-
Winter Wheat harvested for grain	2	-	-	-

- Represents zero or data not available.

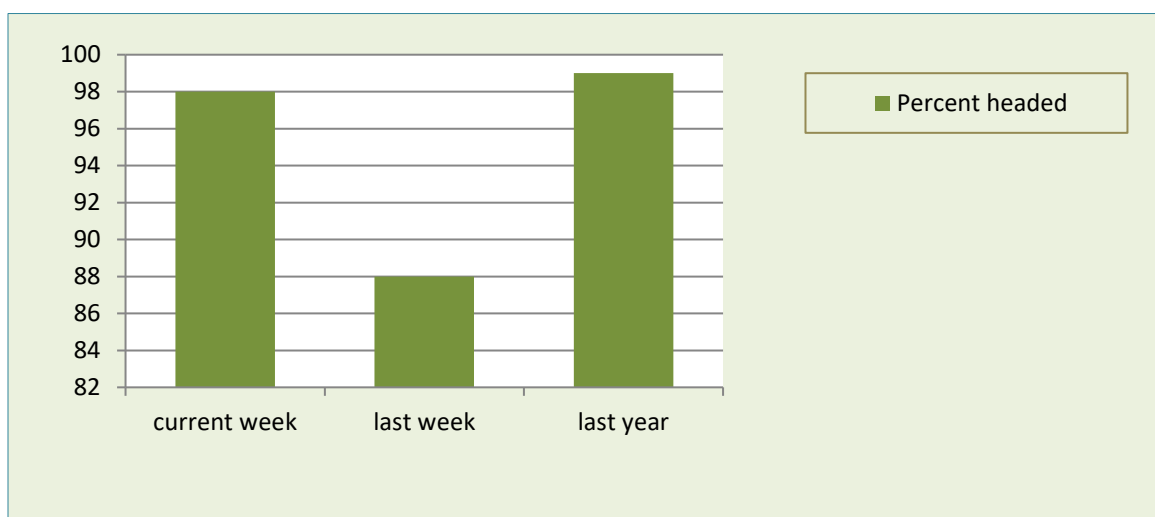
CORN PLANTED for week ending 05/30/21



SOYBEANS PLANTED for week ending 05/30/21



WINTER WHEAT HEADED for week ending 05/30/21



Weather Summary- For the week ending May 30, 2021

City	Temperature				Precipitation				
	Avg. High	Avg. low	Avg. mean	Avg. dep. from normal *	Last Week	Since Mar. 1	Mar. 1 dep. from normal *	Jan. 1, 2021 to date	Jan. 1, 2021 dep. from normal *
Lynchburg	82.6	60.1	71.4	+5.3	1.14	7.60	-2.9	15.65	-0.9
Norfolk	82.6	66.1	74.4	+4.6	1.92	6.92	-3.4	17.17	+0.3
Richmond	81.7	61.6	71.6	+2.1	1.73	7.56	-3.4	16.26	-0.5
Roanoke	81.1	61.6	71.4	+3.9	1.21	6.88	-3.9	15.44	-1.1
Wash/Dulles	75.3	58.1	66.7	+0.3	1.84	7.42	-3.8	13.58	-3.1

*Normals value based on 2010 normals data. Data were not available from NCEP/NOAA Climate Prediction Center. Source: NOAA Southeast Regional Climate Center <https://www.sercc.com/>.