



Crop Progress and Condition

USDA, NASS, Virginia Field Office
Herman Ellison, State Statistician
102 Governor Street
Richmond, VA 23219
(804) 771-2493
Homepage: <http://www.nass.usda.gov/va>

In Cooperation with:
U.S. Dept. of Commerce - NOAA
Virginia Tech
Virginia State University
Virginia Cooperative Extension Service
Virginia Department of Agriculture and Consumer Services

Released: June 7, 2021

Issue: 13-21

Agricultural News: Days suitable for fieldwork were 5.2. Weather conditions were warm with spotty rains; some areas remain dry, hindering some crop progress and hay yields. Farming activities for the week included harvesting hay, planting soybeans, and applying herbicides to crops.

SOIL MOISTURE for week ending 06/06/21

	Very Short	Short	Adequate	Surplus
	%	%	%	%
Topsoil	10	26	57	7
Subsoil	11	32	56	1

- Represents zero.

CROP and LIVESTOCK CONDITIONS for week ending 06/06/21

Crop	Very Poor	Poor	Fair	Good	Excellent
	%	%	%	%	%
Apples	-	1	37	62	-
Barley	-	9	48	40	3
Corn	1	4	35	55	5
Cotton	-	2	11	86	1
Hay, Alfalfa	-	14	24	61	1
Hay, Other	2	19	38	40	1
Peanuts	-	-	14	85	1
Soybeans	1	2	33	62	2
Tobacco, Burley	-	1	1	96	2
Tobacco, Fire-cured	3	2	4	82	9
Tobacco, Flue-cured	1	1	6	80	12
Winter Wheat	-	7	39	49	5
Pasture	3	16	44	36	1
Livestock	-	4	24	64	8

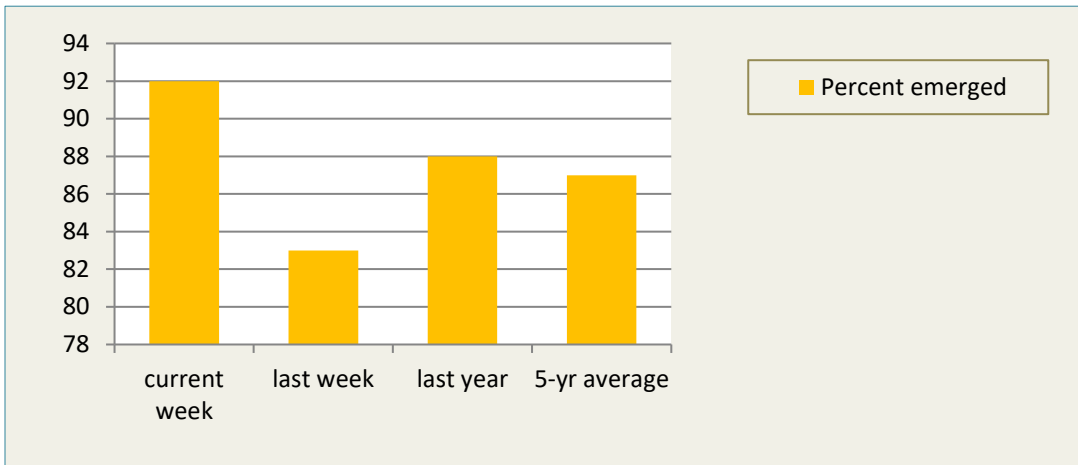
-Represents zero.

CROP PROGRESS for week ending 06/06/21

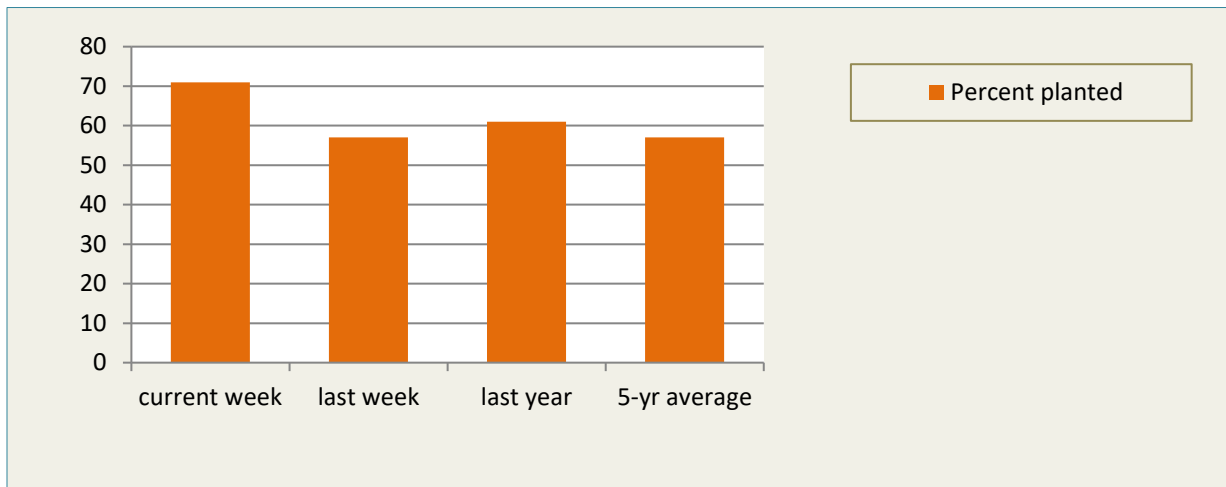
Crop Stage	This Week	Last Week	Last Year	5-Yr Avg
	%	%	%	%
Barley harvested for grain	17	11	24	22
Corn emerged	92	83	88	87
Cotton planted	93	80	85	88
Cotton squaring	2	-	4	6
Peanuts planted	92	83	93	88
Soybeans planted	71	57	61	57
Soybeans emerged	45	33	47	41
Tobacco, Burley transplanted	66	50	69	70
Tobacco, Fire-cured transplanted	76	60	79	75
Tobacco, Flue-cured transplanted	81	68	84	85
Winter Wheat harvested for grain	6	2	9	7

-Represents zero or data not available.

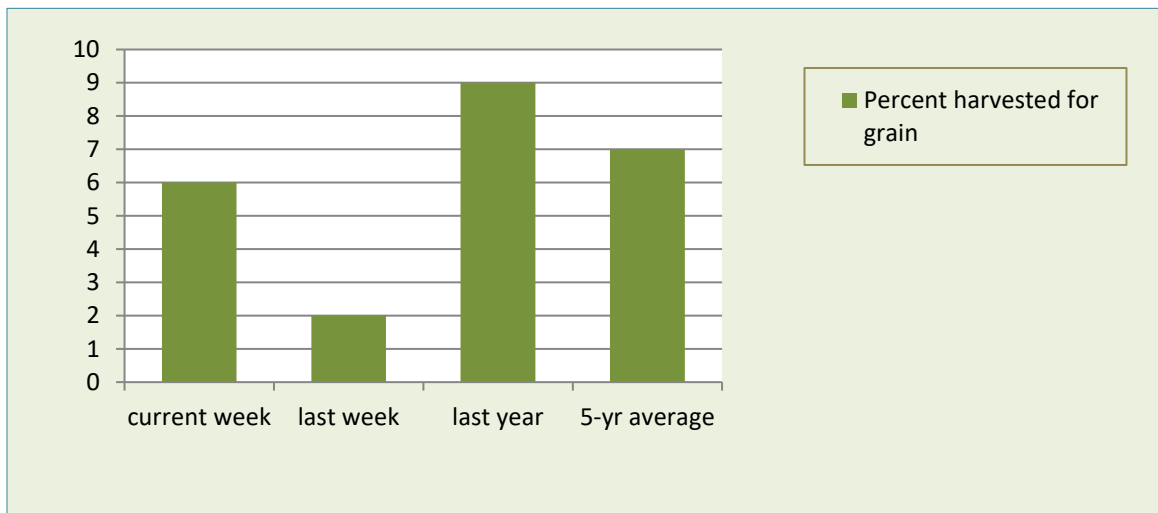
CORN EMERGED for week ending 06/06/21



SOYBEANS PLANTED for week ending 06/06/21



WINTER WHEAT HARVESTED FOR GRAIN for week ending 06/06/21



Weather Summary- For the week ending June 6, 2021

City	Temperature				Precipitation				
	Avg. High	Avg. low	Avg. mean	Avg. dep. from normal *	Last Week	Since June 1	June 1 dep. from normal *	Jan. 1, 2021 to date	Jan. 1, 2021 dep. from normal *
Lynchburg	84.1	59.4	71.8	+3.5	0.05	0.05	-0.7	15.70	-1.8
Norfolk	83.3	64.3	73.8	+2.0	2.82	2.82	+2.0	19.99	+2.1
Richmond	84.0	61.7	72.9	+1.2	0.47	0.47	-0.3	16.73	-1.0
Roanoke	83.4	60.3	71.9	+2.3	0.00	0.00	-0.8	15.44	-2.1
Wash/Dulles	84.1	60.1	72.1	+3.4	0.03	0.03	-0.8	13.61	-4.0

*Normals value based on 2010 normals data. Data were not available from NCEP/NOAA Climate Prediction Center. Source: NOAA Southeast Regional Climate Center <https://www.sercc.com/>.