



Crop Progress and Condition

USDA, NASS, Virginia Field Office
Herman Ellison, State Statistician
102 Governor Street
Richmond, VA 23219
(804) 771-2493
Homepage: <http://www.nass.usda.gov/va>

In Cooperation with:
U.S. Dept. of Commerce - NOAA
Virginia Tech
Virginia State University
Virginia Cooperative Extension Service
Virginia Department of Agriculture and Consumer Services

Released: June 14, 2021

Issue: 14-21

Agricultural News: Days suitable for fieldwork were 4.4. Weather conditions were warm with spotty rains; some were heavy at times, causing some flash flooding and heavy winds. Farming activities for the week included baling hay and planting soybeans.

SOIL MOISTURE for week ending 06/13/21

	Very Short	Short	Adequate	Surplus
	%	%	%	%
Topsoil	1	18	77	4
Subsoil	5	21	72	2

- Represents zero.

CROP CONDITIONS for week ending 06/13/21

Crop	Very Poor	Poor	Fair	Good	Excellent
	%	%	%	%	%
Barley	-	9	46	41	4
Corn	-	6	27	61	6
Cotton	-	2	18	77	3
Hay, Alfalfa	-	14	19	61	6
Hay, Other	2	24	33	40	1
Peanuts	-	-	21	76	3
Soybeans	1	5	37	54	3
Tobacco, Burley	-	-	1	96	3
Tobacco, Fire-cured	2	2	3	81	12
Tobacco, Flue-cured	2	2	6	76	12
Winter Wheat	1	10	37	47	5
Pasture	2	13	38	45	2

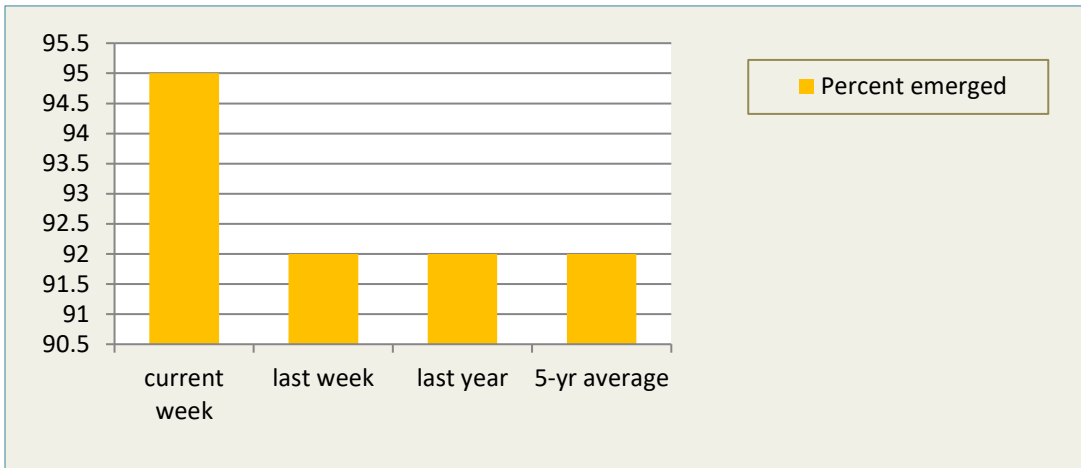
- Represents zero.

CROP PROGRESS for week ending 06/13/21

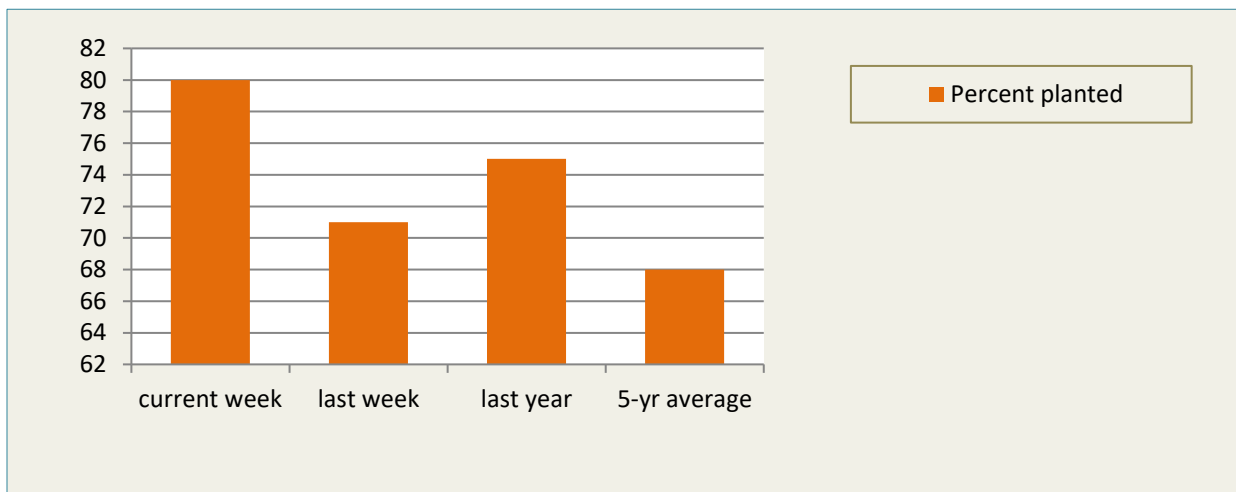
Crop Stage	This Week	Last Week	Last Year	5-Yr Avg
	%	%	%	%
Barley harvested for grain	30	17	35	40
Corn emerged	95	92	92	92
Cotton planted	95	93	92	94
Cotton squaring	14	2	14	17
Peanuts planted	93	92	97	93
Soybeans planted	80	71	75	68
Soybeans emerged	61	45	58	53
Tobacco, Burley transplanted	82	66	81	83
Tobacco, Fire-cured transplanted	92	76	92	86
Tobacco, Flue-cured transplanted	91	81	89	91
Winter Wheat harvested for grain	18	6	21	21

-Represents zero or data not available.

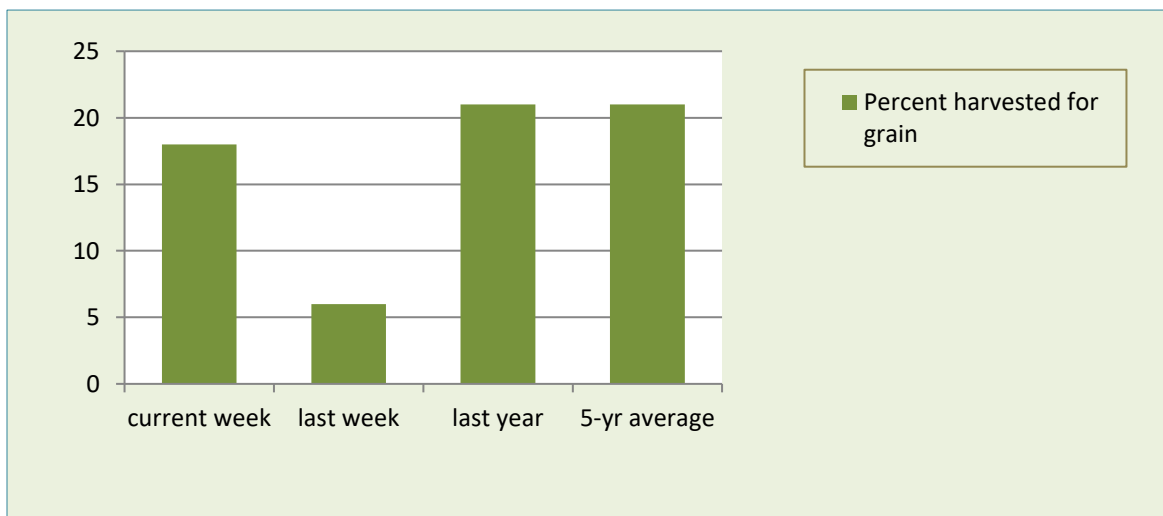
CORN EMERGED for week ending 06/13/21



SOYBEANS PLANTED for week ending 06/13/21



WINTER WHEAT HARVESTED FOR GRAIN for week ending 06/13/21



Weather Summary- For the week ending June 13, 2021

City	Temperature				Precipitation				
	Avg. High	Avg. low	Avg. mean	Avg. dep. from normal *	Last Week	Since June 1	June 1 dep. from normal *	Jan. 1, 2021 to date	Jan. 1, 2021 dep. from normal *
Lynchburg	85.0	68.1	76.6	+6.2	4.41	4.46	+2.8	20.11	+1.8
Norfolk	85.3	72.9	79.1	+5.2	0.71	3.53	+1.7	20.70	+1.9
Richmond	85.4	69.4	77.4	+3.5	2.89	3.36	+1.6	19.62	+1.0
Roanoke	84.4	68.7	76.6	+5.0	3.08	3.08	+1.3	18.52	+0.1
Wash/Dulles	83.4	68.1	75.8	+4.8	1.70	1.73	-0.1	15.31	-3.3

*Normals value based on 2010 normals data. Data were not available from NCEP/NOAA Climate Prediction Center. Source: NOAA Southeast Regional Climate Center <https://www.sercc.com/>.