



Crop Progress and Condition

USDA, NASS, Virginia Field Office
Herman Ellison, State Statistician
102 Governor Street
Richmond, VA 23219
(804) 771-2493
Homepage: <http://www.nass.usda.gov/va>

In Cooperation with:
U.S. Dept. of Commerce - NOAA
Virginia Tech
Virginia State University
Virginia Cooperative Extension Service
Virginia Department of Agriculture and Consumer Services

Released: June 21, 2021

Issue: 15-21

Agricultural News: Days suitable for fieldwork were 6.2. Weather conditions were warm with little to no rain; scattered showers and cooler temperatures favored some area's crops and pastures. Farming activities for the week included baling hay, harvesting barley for grain, planting soybeans and wheat harvest.

SOIL MOISTURE for week ending 06/20/21

	Very Short	Short	Adequate	Surplus
	%	%	%	%
Topsoil	1	27	71	1
Subsoil	4	23	73	-

- Represents zero.

CROP CONDITIONS for week ending 06/20/21

Crop	Very Poor	Poor	Fair	Good	Excellent
	%	%	%	%	%
Barley	1	8	37	50	4
Corn	1	4	19	67	9
Cotton	-	1	12	86	1
Hay, Alfalfa	-	11	21	65	3
Hay, Other	-	20	27	49	4
Peanuts	-	-	14	85	1
Soybeans	1	6	28	61	4
Tobacco, Burley	-	-	-	100	-
Tobacco, Fire-cured	-	-	-	90	10
Tobacco, Flue-cured	-	-	6	87	7
Winter Wheat	1	6	29	56	8
Pasture	2	11	43	43	1

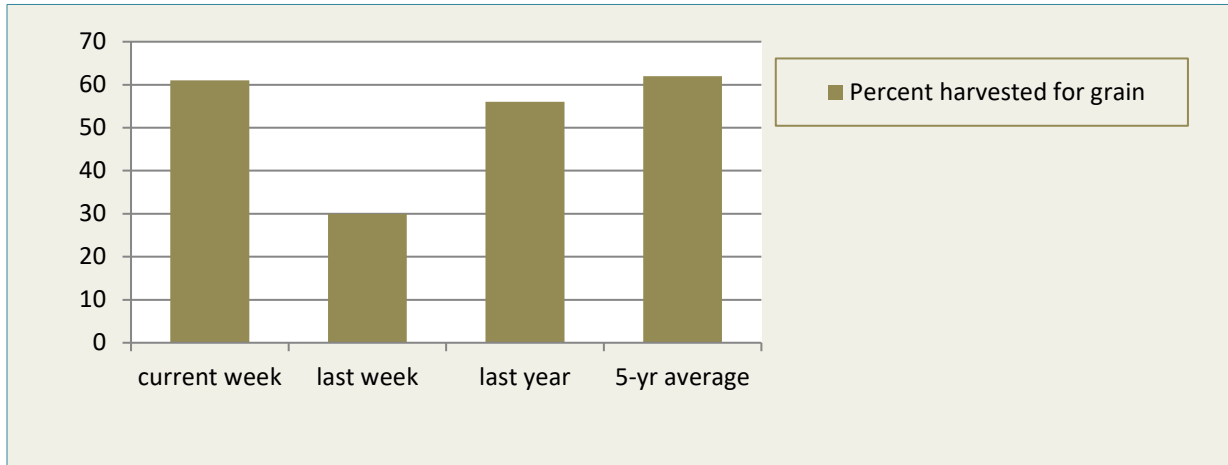
- Represents zero.

CROP PROGRESS for week ending 06/20/21

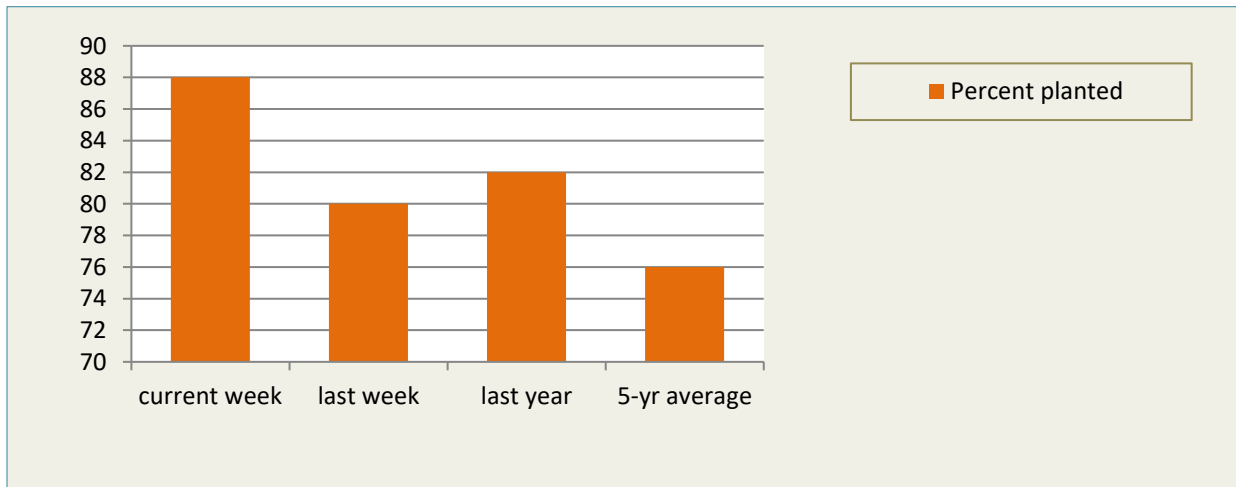
Crop Stage	This Week	Last Week	Last Year	5-Yr Avg
	%	%	%	%
Barley harvested for grain	61	30	56	62
Corn silking	1	-	-	-
Cotton planted	97	95	96	98
Cotton squaring	20	14	26	30
Cotton setting bolls	1	-	-	-
Peanuts planted	99	93	100	98
Peanuts pegging	1	-	5	5
Soybeans planted	88	80	82	76
Soybeans emerged	74	61	69	64
Tobacco, Burley transplanted	92	82	86	-
Tobacco, Fire-cured transplanted	100	92	97	-
Tobacco, Flue-cured transplanted	95	91	95	-
Winter Wheat harvested for grain	33	18	36	41

-Represents zero or data not available.

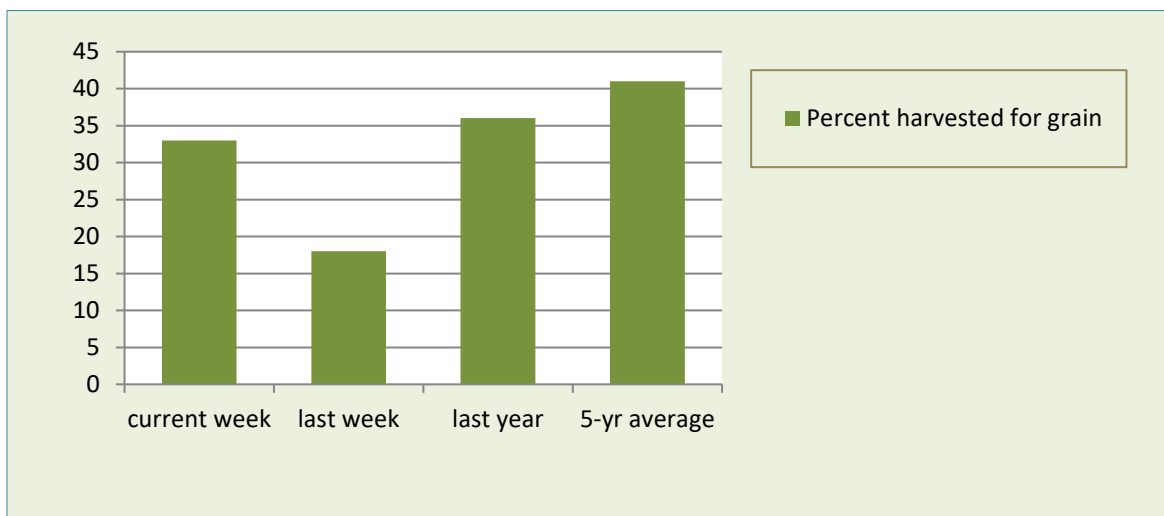
BARLEY HARVESTED FOR GRAIN for week ending 06/20/21



SOYBEANS PLANTED for week ending 06/20/21



WINTER WHEAT HARVESTED FOR GRAIN for week ending 06/20/21



Weather Summary- For the week ending June 20, 2021

City	Temperature				Precipitation				
	Avg. High	Avg. low	Avg. mean	Avg. dep. from normal *	Last Week	Since June 1	June 1 dep. from normal *	Jan. 1, 2021 to date	Jan. 1, 2021 dep. from normal *
Lynchburg	86.0	61.4	73.7	+1.2	0.00	4.46	+1.9	20.11	+0.0
Norfolk	86.7	69.3	78.0	-1.0	0.01	3.54	+0.6	20.71	+0.6
Richmond	86.3	64.3	75.3	-1.1	0.00	3.36	+0.3	19.62	-0.5
Roanoke	-	-	-	-	-	-	-	-	-
Wash/Dulles	-	-	-	-	-	-	-	-	-

*Normals value based on 2010 normals data. Data were not available from NCEP/NOAA Climate Prediction Center. Source: NOAA Southeast Regional Climate Center <https://www.sercc.com/>.

-Represents data not available at this time.