



Crop Progress and Condition

USDA, NASS, Virginia Field Office
Herman Ellison, State Statistician
102 Governor Street
Richmond, VA 23219
(804) 771-2493
Homepage: <http://www.nass.usda.gov/va>

In Cooperation with:
U.S. Dept. of Commerce - NOAA
Virginia Tech
Virginia State University
Virginia Cooperative Extension Service
Virginia Department of Agriculture and Consumer Services

Released: June 28, 2021

Issue: 16-21

Agricultural News: Days suitable for fieldwork were 6.1. Weather conditions were mostly warm with spotty rain. There are abnormally dry and moderate drought conditions in the State. Farming activities for the week included harvesting small grains and planting soybeans.

SOIL MOISTURE for week ending 06/27/21

	Very Short	Short	Adequate	Surplus
	%	%	%	%
Topsoil	6	29	64	1
Subsoil	7	29	64	-

- Represents zero.

CROP CONDITIONS for week ending 06/27/21

Crop	Very Poor	Poor	Fair	Good	Excellent
	%	%	%	%	%
Corn	1	5	28	58	8
Cotton	-	1	8	87	4
Hay, Alfalfa	-	7	28	62	3
Hay, Other	2	20	35	41	2
Peanuts	-	-	7	89	4
Soybeans	1	4	35	54	6
Tobacco, Burley	-	-	-	98	2
Tobacco, Fire-cured	-	1	1	96	2
Tobacco, Flue-cured	1	1	5	88	5
Winter Wheat	2	7	36	47	8
Pasture	3	15	38	42	2

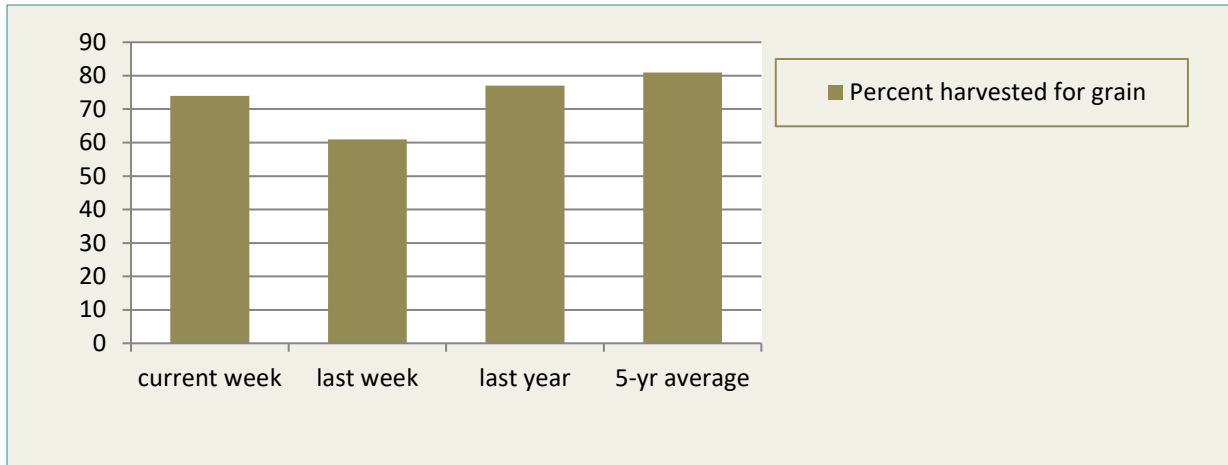
- Represents zero.

CROP PROGRESS for week ending 06/27/21

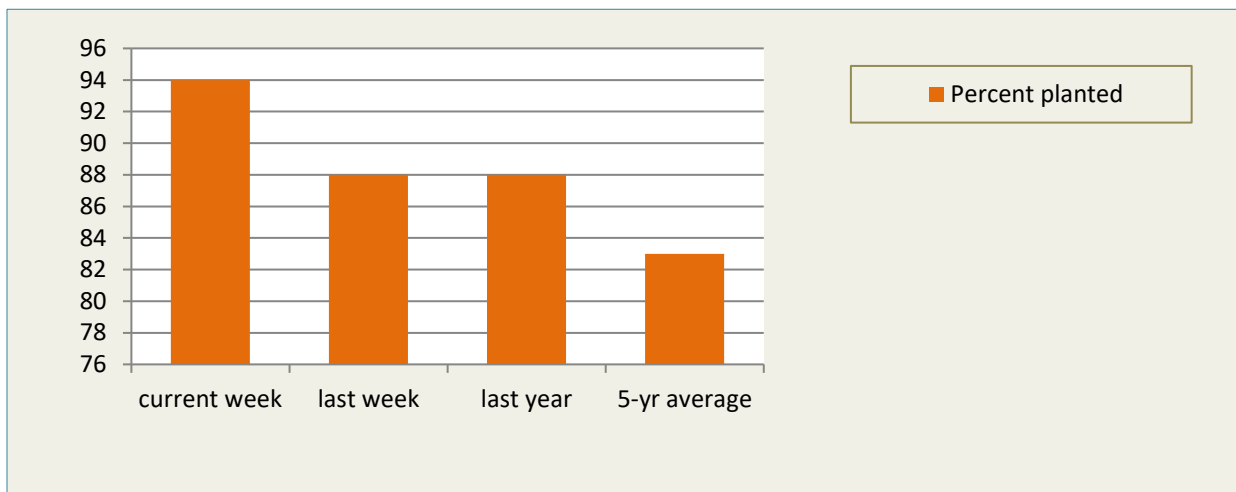
Crop Stage	This Week	Last Week	Last Year	5-Yr Avg
	%	%	%	%
Barley harvested for grain	74	61	77	81
Corn silking	17	1	12	19
Cotton squaring	25	20	37	42
Cotton setting bolls	4	1	1	-
Peanuts pegging	9	1	9	12
Soybeans planted	94	88	88	83
Soybeans emerged	84	74	77	72
Soybeans blooming	3	-	2	-
Tobacco, Burley transplanted	98	92	98	-
Winter Wheat harvested for grain	61	33	57	62

-Represents zero or data not available.

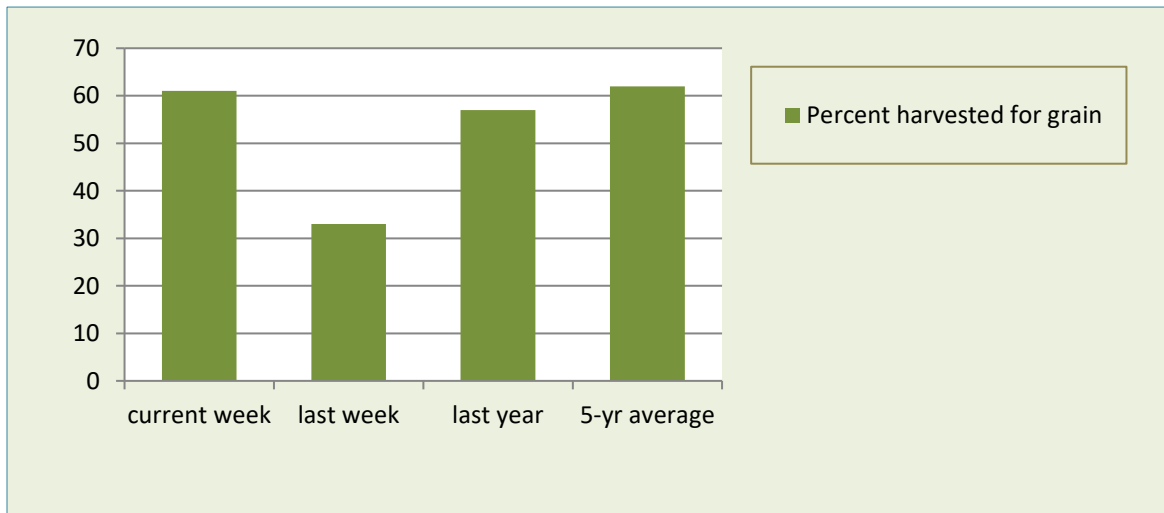
BARLEY HARVESTED FOR GRAIN for week ending 06/27/21



SOYBEANS PLANTED for week ending 06/27/21



WINTER WHEAT HARVESTED FOR GRAIN for week ending 06/27/21



Weather Summary- For the week ending June 27, 2021

City	Temperature				Precipitation				
	Avg. High	Avg. low	Avg. mean	Avg. dep. from normal *	Last Week	Since June 1	June 1 dep. from normal *	Jan. 1, 2021 to date	Jan. 1, 2021 dep. from normal *
Lynchburg	83.6	61.3	72.4	-1.6	0.68	5.14	+1.69	20.79	-0.22
Norfolk	83.6	70.3	76.9	-2.1	0.90	4.44	+0.47	21.61	+0.49
Richmond	84.7	64.0	74.4	-3.1	0.66	4.02	-0.15	20.28	-0.91
Roanoke	83.3	61.9	72.6	-3.4	1.29	4.37	+0.16	19.81	-1.77
Wash/Dulles	82.3	59.9	71.1	-3.9	0.49	3.30	-0.58	16.88	-4.24

*Normals value based on 2010 normals data. Data were not available from NCEP/NOAA Climate Prediction Center. Source: NOAA Southeast Regional Climate Center <https://www.sercc.com/>.

-Represents data not available at this time.