



Crop Progress and Condition

USDA, NASS, Virginia Field Office
Herman Ellison, State Statistician
102 Governor Street
Richmond, VA 23219
(804) 771-2493
Homepage: <http://www.nass.usda.gov/va>

In Cooperation with:
U.S. Dept. of Commerce - NOAA
Virginia Tech
Virginia State University
Virginia Cooperative Extension Service
Virginia Department of Agriculture and Consumer Services

Released: July 19, 2021

Issue: 19-21

Agricultural News: Days suitable for fieldwork were 6.1. Weather conditions were warm with scattered showers. Precipitation amounts were down from the previous week. There are abnormally dry drought conditions in the State. Some crop and pasture conditions are deteriorating. Farming activities for the week included making hay and planting double crop soybeans.

SOIL MOISTURE for week ending 07/18/21

	Very Short	Short	Adequate	Surplus
	%	%	%	%
Topsoil	3	34	61	2
Subsoil	4	38	58	-

- Represents zero.

CROP CONDITIONS for week ending 07/18/21

Crop	Very Poor	Poor	Fair	Good	Excellent
	%	%	%	%	%
Corn	-	8	26	55	11
Cotton	-	-	8	88	4
Hay, Alfalfa	-	9	42	48	1
Hay, Other	2	33	30	34	1
Peanuts	-	-	6	89	5
Soybeans	-	5	34	52	9
Tobacco, Burley	-	-	-	100	-
Tobacco, Fire-cured	-	-	-	100	-
Tobacco, Flue-cured	-	1	5	92	2
Pasture	4	22	40	33	1

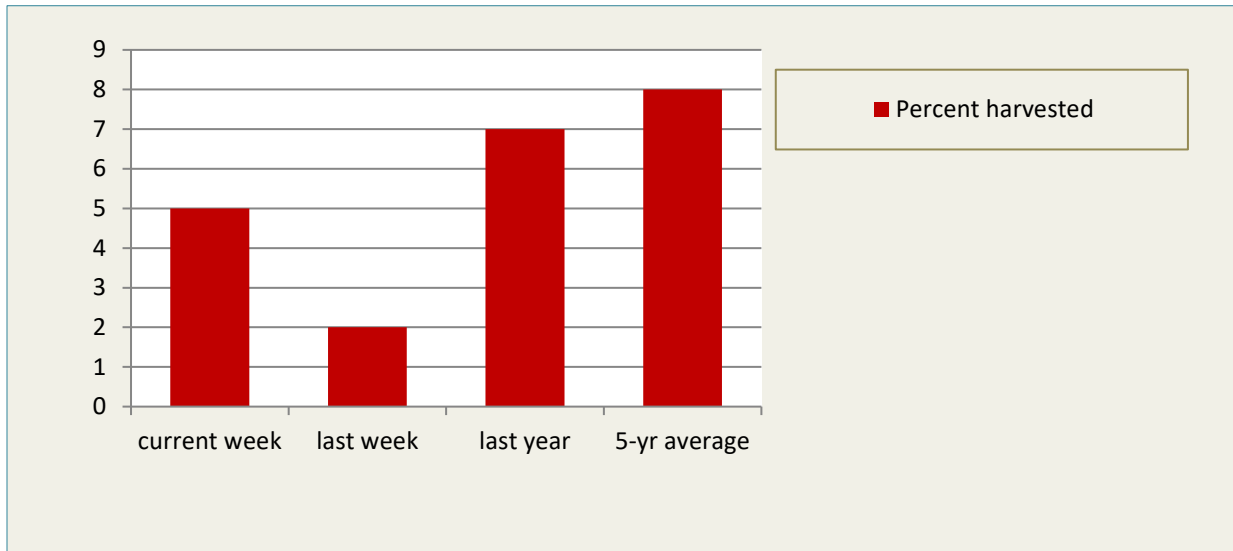
-Represents zero.

CROP PROGRESS for week ending 07/18/21

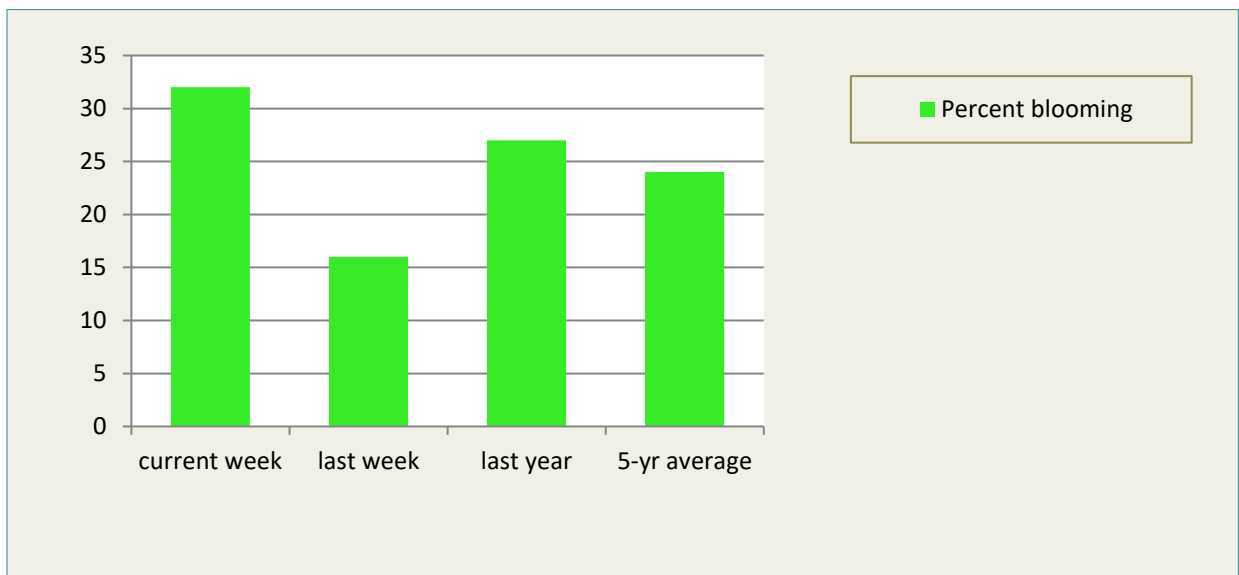
Crop Stage	This Week	Last Week	Last Year	5-Yr Avg
	%	%	%	%
Apples harvested	5	2	7	8
Corn silking	69	58	68	70
Corn dough	23	10	24	-
Cotton squaring	75	45	71	80
Cotton setting bolls	22	12	26	23
Peanuts pegging	69	50	63	54
Soybeans blooming	32	16	27	24
Soybeans setting pods	7	2	4	-
Winter Wheat harvested for grain	95	85	-	-

-Represents zero or data not available.

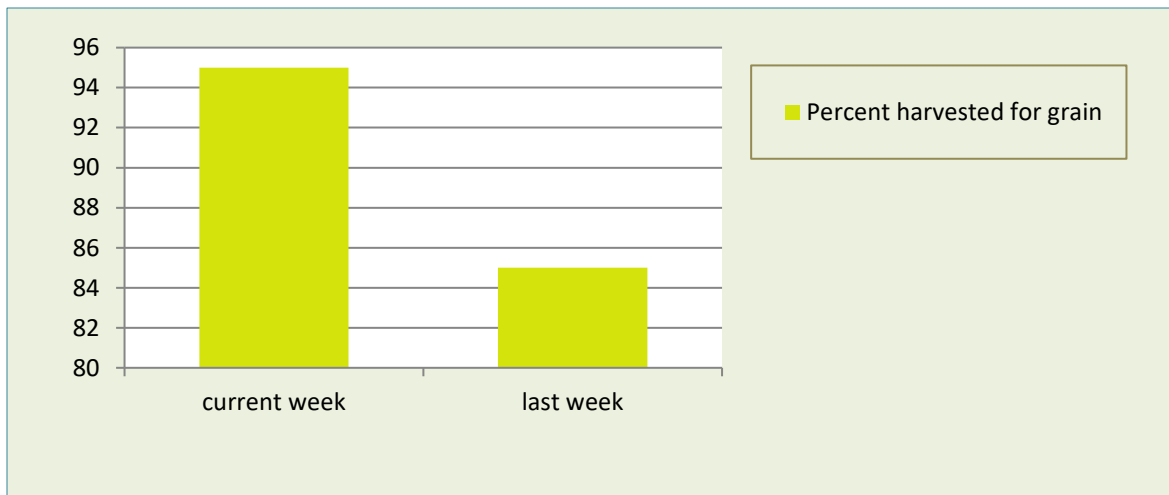
APPLES HARVESTED for week ending 07/18/21



SOYBEANS BLOOMING for week ending 07/18/21



WINTER WHEAT HARVESTED FOR GRAIN for week ending 07/18/21



Weather Summary- For the week ending July 18, 2021

City	Temperature				Precipitation				
	Avg. High	Avg. low	Avg. mean	Avg. dep. from normal *	Last Week	Since June 1	June 1 dep. from normal *	Jan. 1, 2021 to date	Jan. 1, 2021 dep. from normal *
Lynchburg	91.6	69.4	80.5	+4.3	0.35	7.32	+1.2	22.97	-0.7
Norfolk	94.4	77.4	85.9	+4.5	0.11	6.85	-0.7	24.02	-0.7
Richmond	92.6	72.7	82.6	+3.1	0.19	8.13	+1.0	24.39	+0.2
Roanoke	90.6	70.6	80.6	+2.6	0.25	6.52	-0.7	21.96	-2.6
Wash/Dulles	91.7	70.9	81.3	+3.8	0.16	6.05	-0.7	19.63	-4.4

*Normals value based on 2010 normals data. Data were not available from NCEP/NOAA Climate Prediction Center. Source: NOAA Southeast Regional Climate Center <https://www.sercc.com/>.