



# Crop Progress and Condition

**USDA, NASS, Virginia Field Office**  
Herman Ellison, State Statistician  
102 Governor Street  
Richmond, VA 23219  
(804) 771-2493  
**Homepage:** <http://www.nass.usda.gov/va>

**In Cooperation with:**  
U.S. Dept. of Commerce - NOAA  
Virginia Tech  
Virginia State University  
Virginia Cooperative Extension Service  
Virginia Department of Agriculture and Consumer Services

Released: July 26, 2021

Issue: 20-21

**Agricultural News:** Days suitable for fieldwork were 6.6. Weather conditions were warm with spotty showers. There are abnormally dry and moderate drought conditions in the State. Crops and pastures are showing signs of drought stress. Farming activities for the week included harvesting hay and spraying for leafspot in peanuts.

## SOIL MOISTURE for week ending 07/25/21

	Very Short	Short	Adequate	Surplus
	%	%	%	%
Topsoil	10	50	39	1
Subsoil	8	41	50	1

- Represents zero.

## CROP CONDITIONS for week ending 07/25/21

Crop	Very Poor	Poor	Fair	Good	Excellent
	%	%	%	%	%
Corn	-	7	26	48	19
Cotton	-	-	8	87	5
Hay, Alfalfa	1	8	33	56	2
Hay, Other	10	24	28	36	2
Peanuts	-	-	5	89	6
Soybeans	-	5	30	53	12
Tobacco, Burley	-	-	-	100	-
Tobacco, Fire-cured	-	-	1	99	-
Tobacco, Flue-cured	-	-	10	83	7
Pasture	9	29	32	29	1

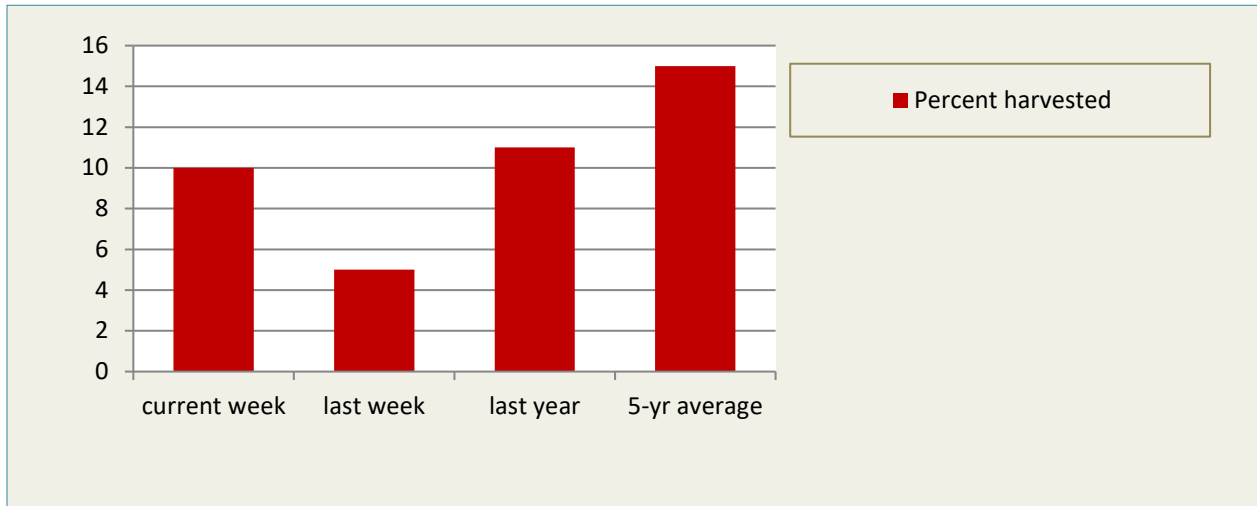
-Represents zero.

## CROP PROGRESS for week ending 07/25/21

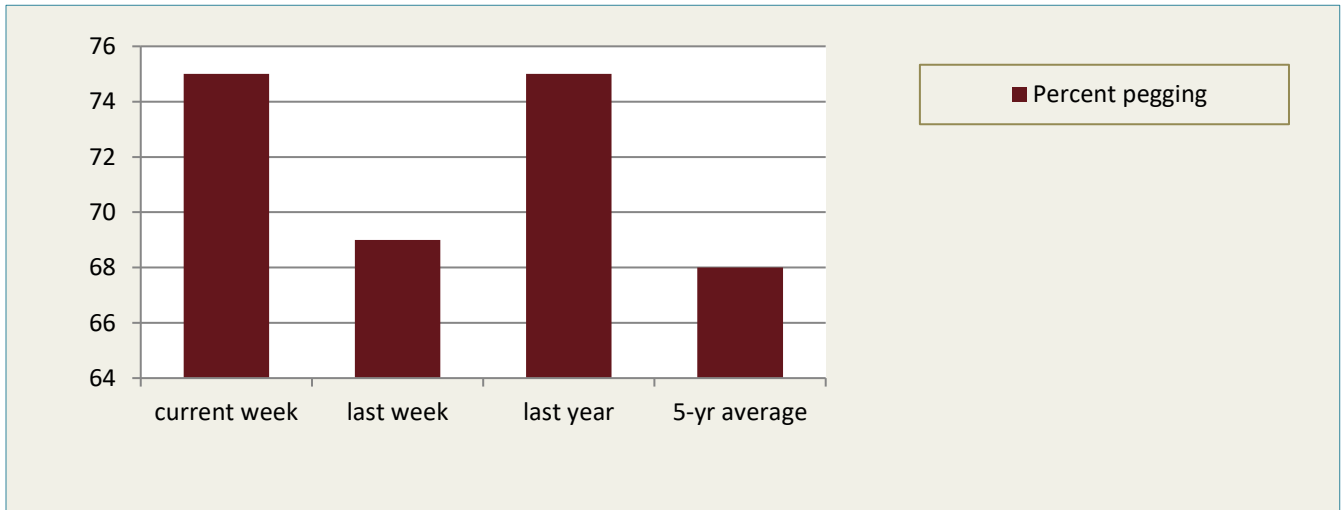
Crop Stage	This Week	Last Week	Last Year	5-Yr Avg
	%	%	%	%
Apples harvested	10	5	11	15
Corn silking	81	69	79	79
Corn dough	46	23	45	49
Corn dented	1	-	-	-
Cotton squaring	82	75	78	87
Cotton setting bolls	32	22	38	39
Peanuts pegging	75	69	75	68
Soybeans blooming	49	32	44	38
Soybeans setting pods	18	7	16	17
Tobacco, Flue-cured harvested	1	-	13	-

-Represents zero or data not available.

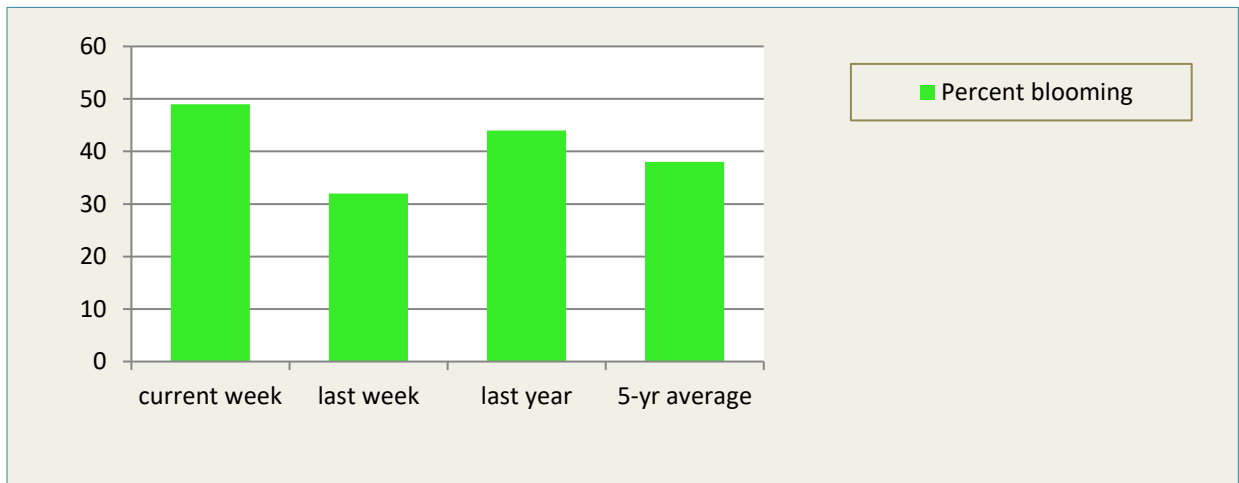
### APPLES HARVESTED for week ending 07/25/21



### PEANUTS PEGGING for week ending 07/25/21



### SOYBEANS BLOOMING for week ending 07/25/21



### Weather Summary- For the week ending July 25, 2021

City	Temperature				Precipitation				
	Avg. High	Avg. low	Avg. mean	Avg. dep. from normal *	Last Week	Since June 1	June 1 dep. from normal *	Jan. 1, 2021 to date	Jan. 1, 2021 dep. from normal *
Lynchburg	88.4	66.3	77.4	+1.2	0.13	7.45	+0.3	23.10	-1.6
Norfolk	87.3	70.4	78.9	-2.4	0.05	6.90	-2.2	24.07	-2.2
Richmond	87.1	68.0	77.6	-1.9	1.74	9.87	+1.7	26.13	+1.0
Roanoke	89.4	66.1	77.8	-0.2	0.08	6.60	-1.5	22.04	-3.5
Wash/Dulles	88.1	65.1	76.6	-0.8	0.00	6.05	-1.6	19.63	-5.3

\*Normals value based on 2010 normals data. Data were not available from NCEP/NOAA Climate Prediction Center. Source: NOAA Southeast Regional Climate Center <https://www.sercc.com/>.