



Crop Progress and Condition

USDA, NASS, Virginia Field Office
Herman Ellison, State Statistician
601 W Broadway, Rm 645
Louisville, KY 40202
(502) 907-3250 or 1-800-928-5277
Homepage: <http://www.nass.usda.gov/va>

In Cooperation with:
U.S. Dept. of Commerce - NOAA
Virginia Tech
Virginia State University
Virginia Cooperative Extension Service
Virginia Department of Agriculture and Consumer Services

Released: August 23, 2021

Issue: 24-21

Agricultural News: Days suitable for fieldwork were 4.1. Weather conditions were warm with some heavy showers. The remnants of Tropical Storm Fred helped crops and pastures. There are still abnormally dry and moderate drought conditions in the State. Farming activities for the week included shipping flue-cured tobacco and spraying crops for insects and diseases.

SOIL MOISTURE for week ending 08/22/21

	Very Short	Short	Adequate	Surplus
	%	%	%	%
Topsoil	4	25	63	8
Subsoil	7	37	50	6

- Represents zero.

CROP CONDITIONS for week ending 08/22/21

Crop	Very Poor	Poor	Fair	Good	Excellent
	%	%	%	%	%
Corn	16	12	31	36	5
Cotton	-	1	4	92	3
Hay, Alfalfa	4	26	43	24	3
Hay, Other	13	32	31	22	2
Peanuts	-	-	4	93	3
Soybeans	7	9	26	50	8
Tobacco, Burley	5	10	17	53	15
Tobacco, Fire-cured	15	15	15	30	25
Tobacco, Flue-cured	7	8	25	45	15
Pasture	19	37	28	15	1

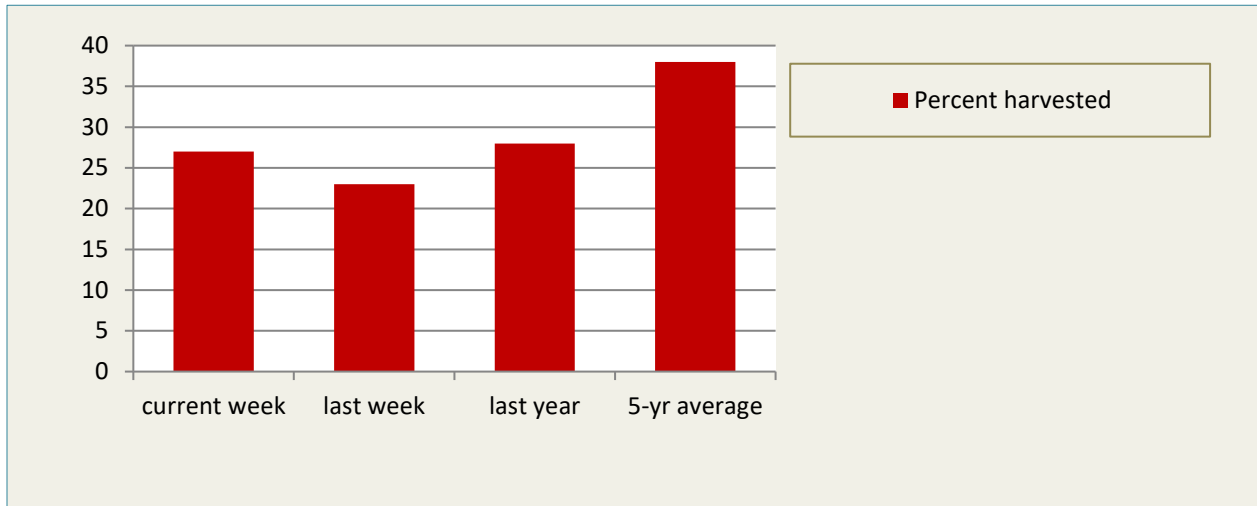
- Represents zero.

CROP PROGRESS for week ending 08/22/21

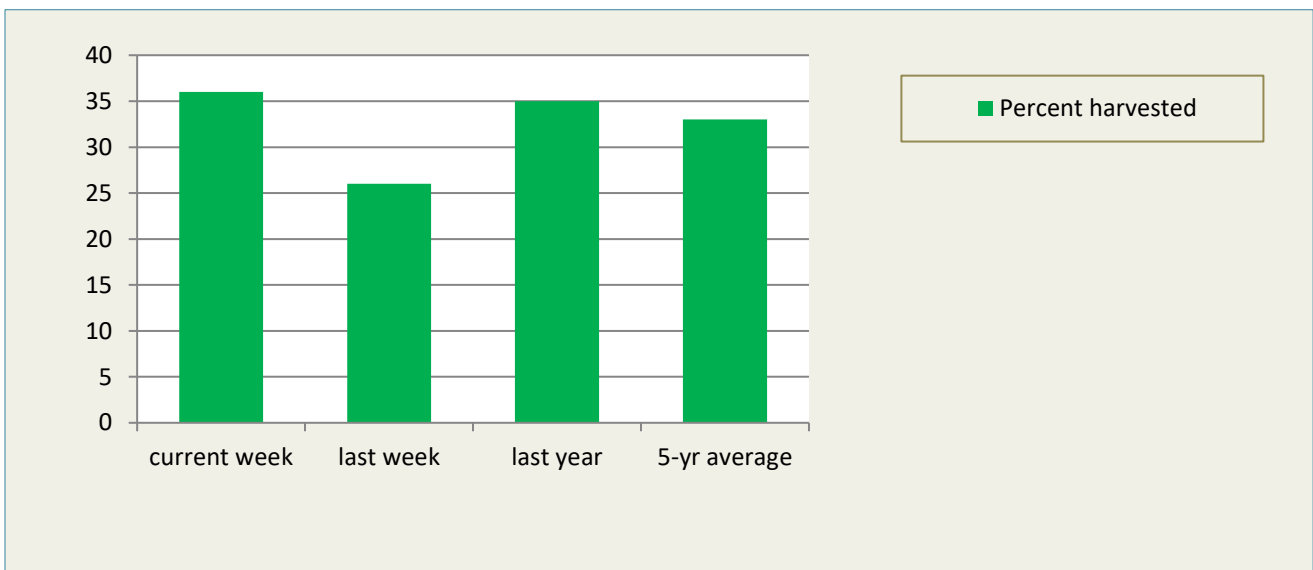
Crop Stage	This Week	Last Week	Last Year	5-Yr Avg
	%	%	%	%
Apples harvested	27	23	28	38
Corn dough	92	87	93	87
Corn dented	65	53	74	70
Corn mature	23	9	29	24
Corn for silage harvested	36	26	35	33
Cotton setting bolls	87	85	90	91
Cotton bolls opening	3	2	4	6
Soybeans blooming	88	79	86	84
Soybeans setting pods	65	55	59	58
Tobacco, Flue-cured harvested	40	28	39	40

- Represents zero or data not available.

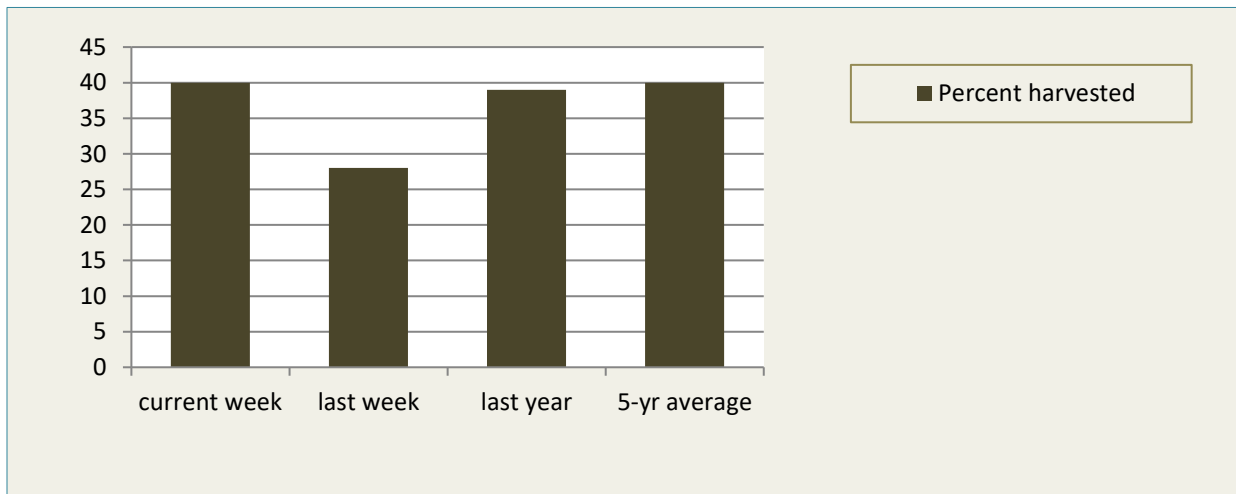
APPLES HARVESTED for week ending 08/22/21



CORN FOR SILAGE HARVESTED for week ending 08/22/21



TOBACCO, FLUE-CURED HARVESTED for week ending 08/22/21



Weather Summary- For the week ending August 22, 2021

City	Temperature				Precipitation				
	Avg. High	Avg. low	Avg. mean	Avg. dep. from normal *	Last Week	Since June 1	June 1 dep. from normal *	Jan. 1, 2021 to date	Jan. 1, 2021 dep. from normal *
Lynchburg	88.9	69.3	79.1	+4.7	1.15	9.75	-0.6	25.40	-2.5
Norfolk	86.3	74.0	80.1	+1.1	1.09	13.06	-1.8	30.23	-1.8
Richmond	88.3	73.0	80.6	+3.3	2.65	17.55	+5.1	33.81	+4.3
Roanoke	87.1	69.3	78.2	+2.1	1.44	12.29	+1.0	27.73	-1.0
Wash/Dulles	86.9	70.9	78.9	+3.2	2.01	9.68	-1.3	23.26	-4.9

*Normals value based on 2010 normals data. Data were not available from NCEP/NOAA Climate Prediction Center. Source: NOAA Southeast Regional Climate Center <https://www.sercc.com/>.