



Crop Progress and Condition

USDA, NASS, Virginia Field Office
Herman Ellison, State Statistician
601 W Broadway, Rm 645
Louisville, KY 40202
(502) 907-3250 or 1-800-928-5277
Homepage: <http://www.nass.usda.gov/va>

In Cooperation with:
U.S. Dept. of Commerce - NOAA
Virginia Tech
Virginia State University
Virginia Cooperative Extension Service
Virginia Department of Agriculture and Consumer Services

Released: August 30, 2021

Issue: 25-21

Agricultural News: Days suitable for fieldwork were 6.0. Weather conditions were hot with some scattered rain. Precipitation was down from the previous week. There are still abnormally dry and moderate drought conditions in the State. Farming activities for the week included harvesting apples and spraying crops for insects and diseases.

SOIL MOISTURE for week ending 08/29/21

	Very Short	Short	Adequate	Surplus
	%	%	%	%
Topsoil	5	31	59	5
Subsoil	8	31	59	2

- Represents zero.

CROP CONDITIONS for week ending 08/29/21

Crop	Very Poor	Poor	Fair	Good	Excellent
	%	%	%	%	%
Corn	8	8	29	45	10
Cotton	-	1	5	93	1
Hay, Alfalfa	2	22	38	33	5
Hay, Other	14	23	31	27	5
Peanuts	-	-	4	95	1
Soybeans	-	8	22	59	11
Tobacco, Burley	2	3	26	61	8
Tobacco, Fire-cured	15	16	15	32	22
Tobacco, Flue-cured	4	12	20	54	10
Pasture	11	34	36	18	1

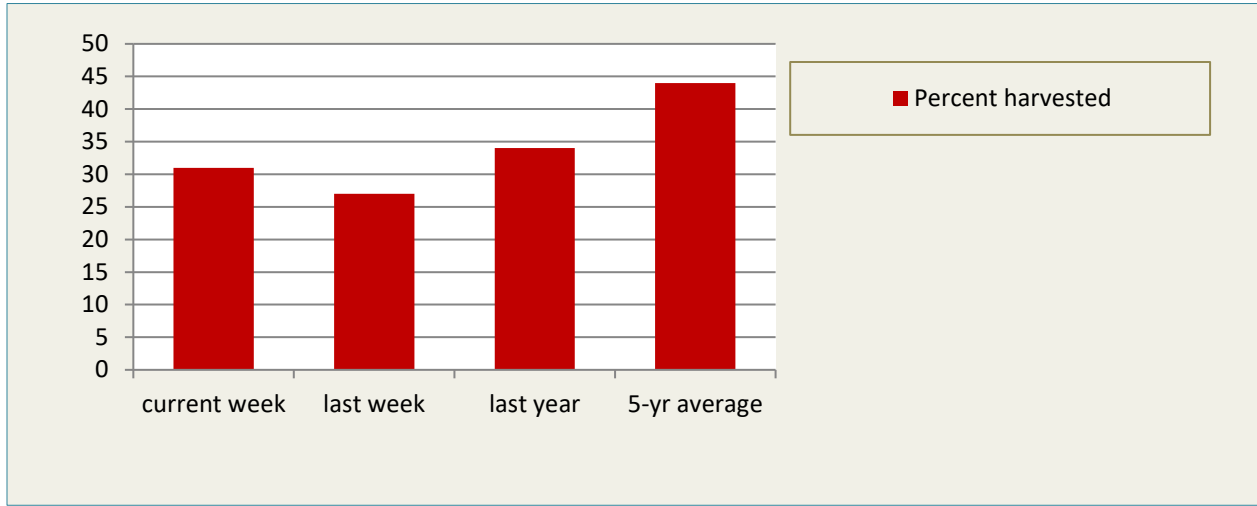
- Represents zero.

CROP PROGRESS for week ending 08/29/21

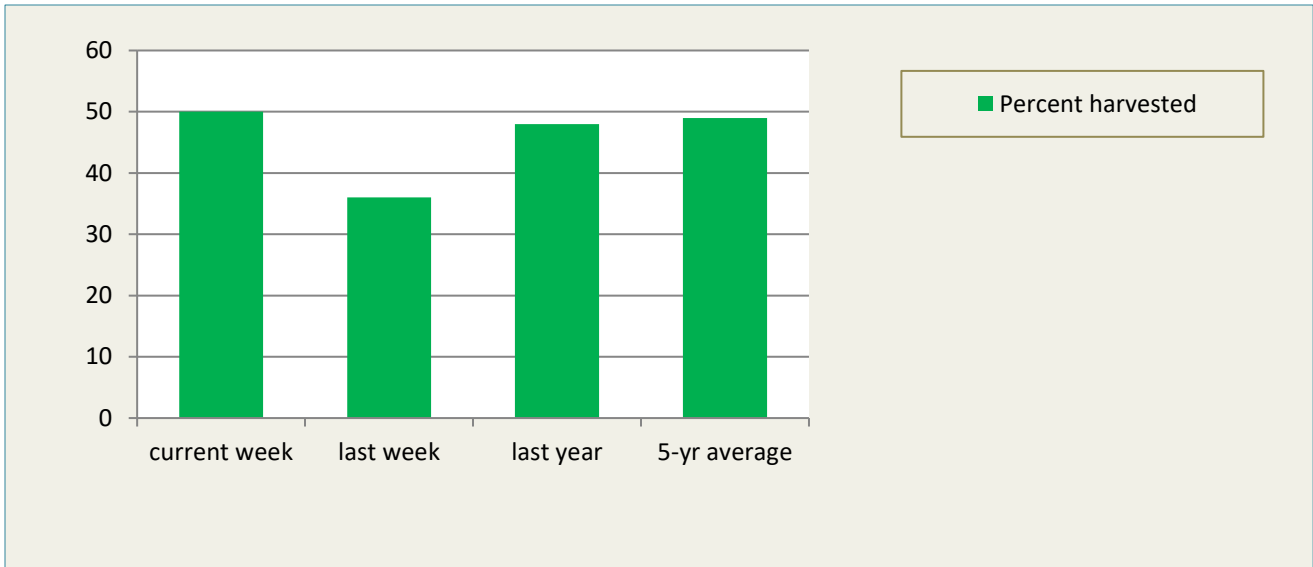
Crop Stage	This Week	Last Week	Last Year	5-Yr Avg
	%	%	%	%
Apples harvested	31	27	34	44
Corn dough	96	92	96	-
Corn dented	77	65	85	79
Corn mature	38	23	41	39
Corn harvested for grain	2	-	8	-
Corn for silage harvested	50	36	48	49
Cotton setting bolls	90	87	93	95
Cotton bolls opening	9	3	14	15
Soybeans blooming	94	88	91	91
Soybeans setting pods	76	65	71	72
Soybeans dropping leaves	1	-	-	-
Tobacco, Flue-cured harvested	48	40	47	49

- Represents zero or data not available.

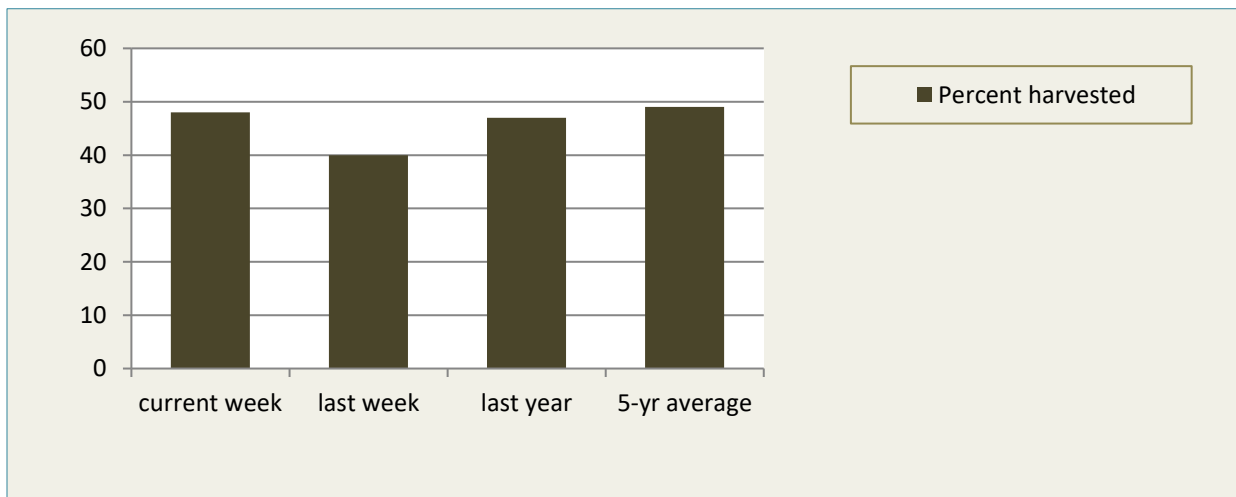
APPLES HARVESTED for week ending 08/29/21



CORN FOR SILAGE HARVESTED for week ending 08/29/21



TOBACCO, FLUE-CURED HARVESTED for week ending 08/29/21



Weather Summary- For the week ending August 29, 2021

City	Temperature				Precipitation				
	Avg. High	Avg. low	Avg. mean	Avg. dep. from normal *	Last Week	Since June 1	June 1 dep. from normal *	Jan. 1, 2021 to date	Jan. 1, 2021 dep. from normal *
Lynchburg	94.6	70.0	82.3	+8.9	0.42	10.17	-0.9	25.82	-2.8
Norfolk	89.3	73.9	81.6	+3.3	0.00	13.06	-3.0	30.23	-3.0
Richmond	92.6	73.3	82.9	+6.5	0.02	17.57	+4.0	33.83	+3.2
Roanoke	92.1	71.0	81.6	+6.5	0.28	12.57	+0.5	28.01	-1.5
Wash/Dulles	91.4	71.3	81.4	+6.7	1.30	10.98	-0.8	24.56	-4.4

*Normals value based on 2010 normals data. Data were not available from NCEP/NOAA Climate Prediction Center. Source: NOAA Southeast Regional Climate Center <https://www.sercc.com/>.