



Crop Progress and Condition

USDA, NASS, Virginia Field Office
Herman Ellison, State Statistician
601 W Broadway, Rm 645
Louisville, KY 40202
(502) 907-3250 or 1-800-928-5277
Homepage: <http://www.nass.usda.gov/va>

In Cooperation with:
U.S. Dept. of Commerce - NOAA
Virginia Tech
Virginia State University
Virginia Cooperative Extension Service
Virginia Department of Agriculture and Consumer Services

Released: September 7, 2021

Issue: 26-21

Agricultural News: Days suitable for fieldwork were 4.6. Weather conditions were cooler with some scattered rain from the remnants of Hurricane Ida. Precipitation was up from the previous week. The cooler temperatures and rain have helped with pasture and hay growth. There are still abnormally dry and moderate drought conditions in the State. Farming activities for the week included harvesting apples and corn.

SOIL MOISTURE for week ending 09/05/21

	Very Short	Short	Adequate	Surplus
	%	%	%	%
Topsoil	4	20	66	10
Subsoil	2	28	61	9

- Represents zero.

CROP and LIVESTOCK CONDITIONS for week ending 09/05/21

Crop	Very Poor	Poor	Fair	Good	Excellent
	%	%	%	%	%
Apples	-	4	34	61	1
Corn	3	8	28	55	6
Cotton	-	1	5	93	1
Hay, Alfalfa	-	14	42	38	6
Hay, Other	9	20	43	24	4
Peanuts	-	-	4	92	4
Soybeans	-	5	22	61	12
Tobacco, Burley	-	2	17	76	5
Tobacco, Fire-cured	5	10	35	40	10
Tobacco, Flue-cured	2	8	32	55	3
Pasture	5	23	47	22	3
Livestock	-	3	29	57	11

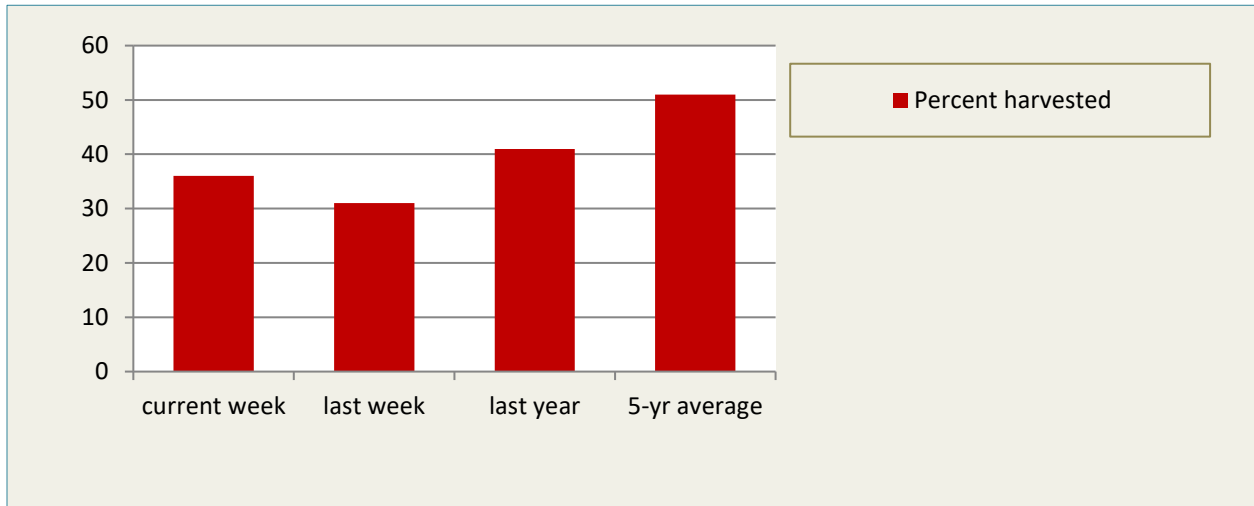
- Represents zero.

CROP PROGRESS for week ending 09/05/21

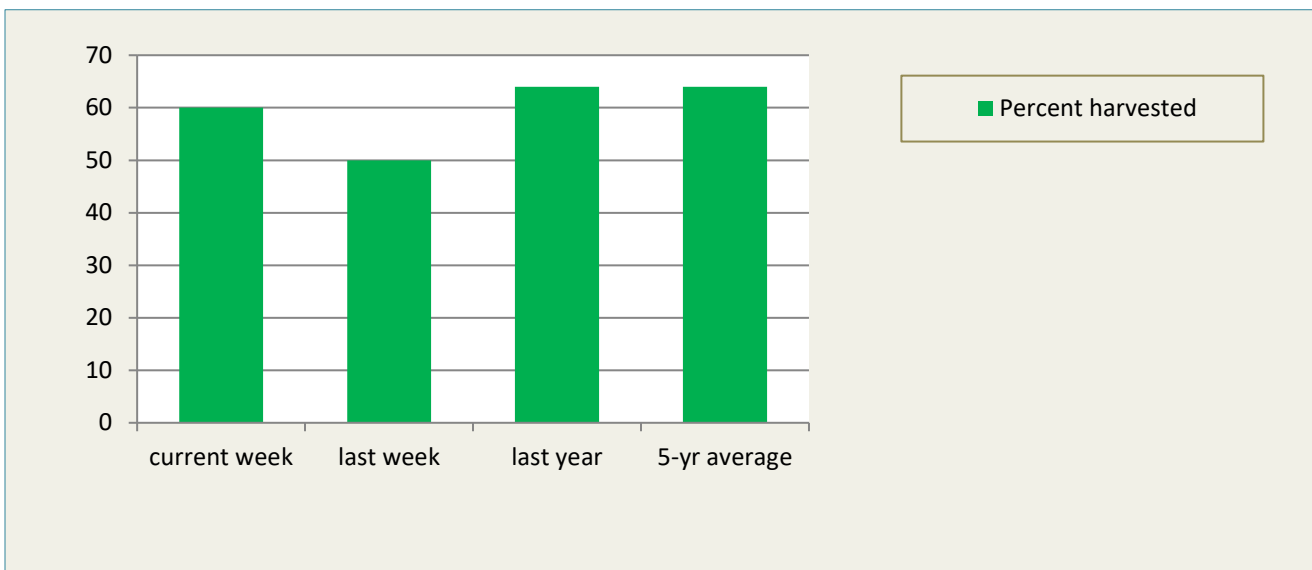
Crop Stage	This Week	Last Week	Last Year	5-Yr Avg
	%	%	%	%
Apples harvested	36	31	41	51
Corn dented	86	77	93	88
Corn mature	42	38	58	58
Corn harvested for grain	13	2	19	23
Corn for silage harvested	60	50	64	64
Cotton setting bolls	93	90	96	98
Cotton bolls opening	16	9	25	26
Soybeans blooming	97	94	96	-
Soybeans setting pods	87	76	81	82
Soybeans dropping leaves	8	1	7	5
Tobacco, Flue-cured harvested	51	48	56	57

- Represents zero or data not available.

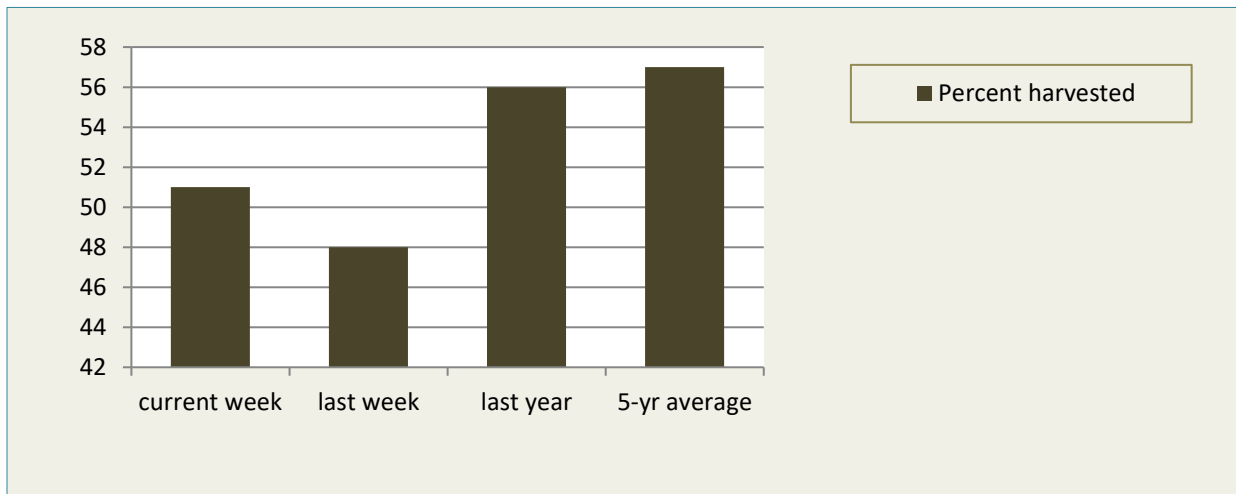
APPLES HARVESTED for week ending 09/05/21



CORN FOR SILAGE HARVESTED for week ending 09/05/21



TOBACCO, FLUE-CURED HARVESTED for week ending 09/05/21



Weather Summary- For the week ending September 5, 2021

City	Temperature				Precipitation				
	Avg. High	Avg. low	Avg. mean	Avg. dep. from normal *	Last Week	Since Sept. 1	June 1 dep. from normal *	Jan. 1, 2021 to date	Jan. 1, 2021 dep. from normal *
Lynchburg	84.7	62.0	73.4	+1.3	0.67	0.67	+0.1	26.49	-2.9
Norfolk	83.7	66.0	74.9	-2.3	0.53	0.29	-0.7	30.76	-3.7
Richmond	85.3	64.3	74.8	-0.4	0.83	0.58	-0.2	34.66	+2.9
Roanoke	83.7	63.7	73.7	+0.1	0.86	0.66	+0.0	28.87	-1.4
Wash/Dulles	81.3	62.7	72.0	-1.1	2.01	1.98	+1.4	26.57	-3.3

*Normals value based on 2010 normals data. Data were not available from NCEP/NOAA Climate Prediction Center. Source: NOAA Southeast Regional Climate Center <https://www.sercc.com/>.