



# Crop Progress and Condition

**USDA, NASS, Virginia Field Office**  
Herman Ellison, State Statistician  
601 W Broadway, Rm 645  
Louisville, KY 40202  
(502) 907-3250 or 1-800-928-5277  
**Homepage:** <http://www.nass.usda.gov/va>

**In Cooperation with:**  
U.S. Dept. of Commerce - NOAA  
Virginia Tech  
Virginia State University  
Virginia Cooperative Extension Service  
Virginia Department of Agriculture and Consumer Services

Released: September 13, 2021

Issue: 27-21

**Agricultural News:** Days suitable for fieldwork were 5.9. Weather conditions were mostly cool and dry with some scattered rain. There are abnormally dry drought conditions in the State. Farming activities for the week included harvesting apples and corn. Fall calving has begun and armyworms are in some hay fields.

## SOIL MOISTURE for week ending 09/12/21

	Very Short	Short	Adequate	Surplus
	%	%	%	%
Topsoil	3	18	71	8
Subsoil	1	26	66	7

- Represents zero.

## CROP CONDITIONS for week ending 09/12/21

Crop	Very Poor	Poor	Fair	Good	Excellent
	%	%	%	%	%
Corn	7	7	27	53	6
Cotton	-	2	12	84	2
Hay, Alfalfa	-	14	50	32	4
Hay, Other	1	21	49	25	4
Peanuts	-	-	12	83	5
Soybeans	1	4	18	64	13
Tobacco, Burley	-	2	17	76	5
Tobacco, Fire-cured	5	10	35	40	10
Pasture	3	17	55	21	4

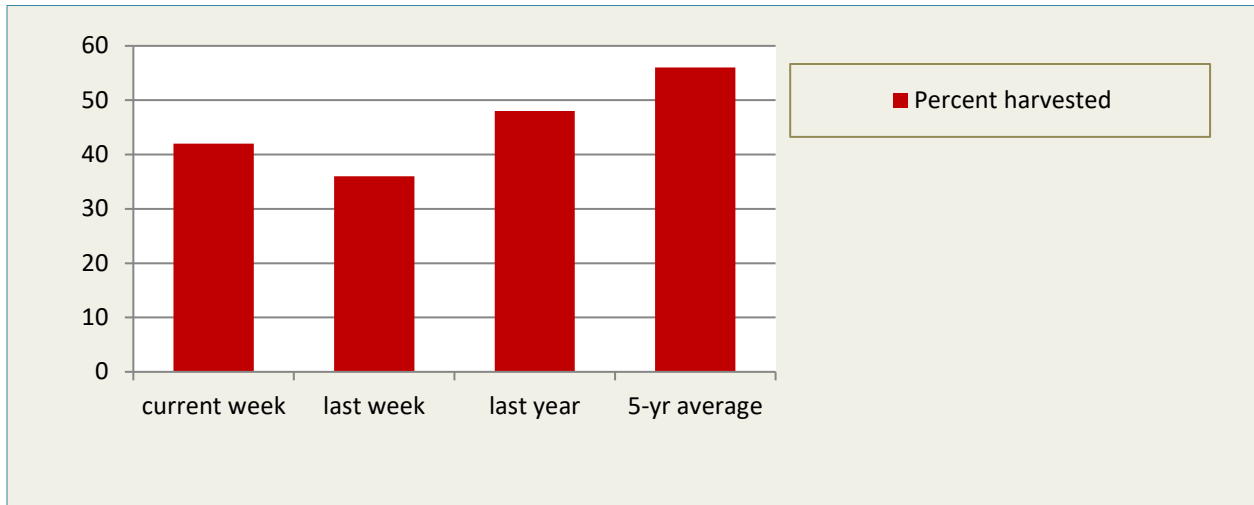
- Represents zero.

## CROP PROGRESS for week ending 09/12/21

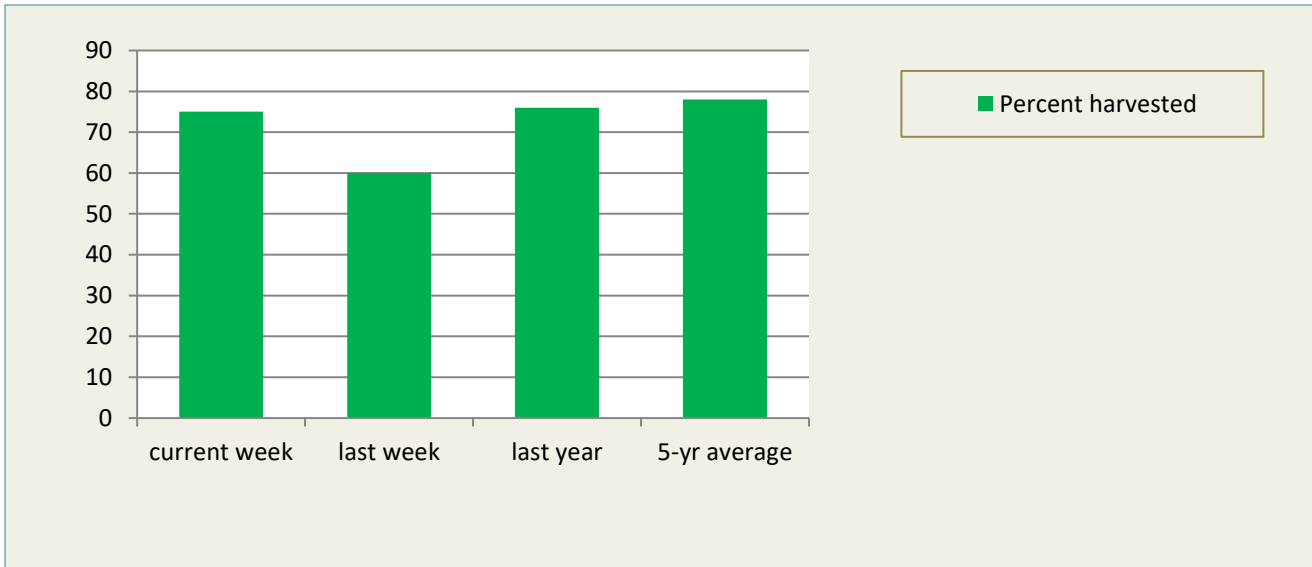
Crop Stage	This Week	Last Week	Last Year	5-Yr Avg
	%	%	%	%
Apples harvested	42	36	48	56
Corn dented	95	86	96	-
Corn mature	62	42	72	74
Corn harvested for grain	27	13	32	39
Corn for silage harvested	75	60	76	78
Cotton setting bolls	95	93	99	99
Cotton bolls opening	34	16	33	36
Cotton harvested	1	-	-	-
Peanuts harvested	1	-	-	1
Soybeans setting pods	95	87	88	89
Soybeans dropping leaves	15	8	13	12
Tobacco, Flue-cured harvested	64	51	61	66

- Represents zero or data not available.

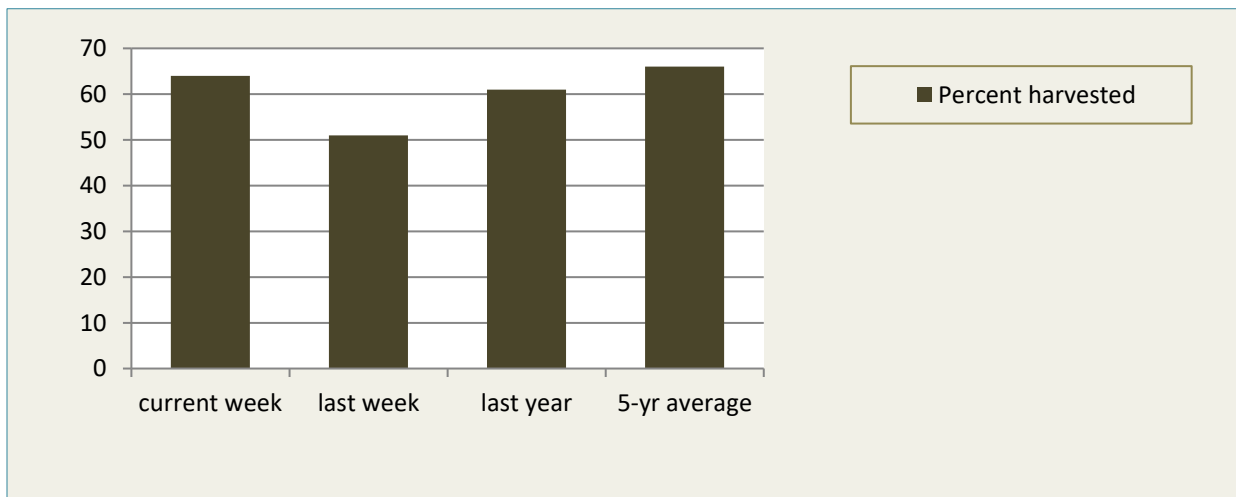
### APPLES HARVESTED for week ending 09/12/21



### CORN FOR SILAGE HARVESTED for week ending 09/12/21



### TOBACCO, FLUE-CURED HARVESTED for week ending 09/12/21



### Weather Summary- For the week ending September 12, 2021

City	Temperature				Precipitation				
	Avg. High	Avg. low	Avg. mean	Avg. dep. from normal *	Last Week	Since Sept. 1	Sept. 1 dep. from normal *	Jan. 1, 2021 to date	Jan. 1, 2021 dep. from normal *
Lynchburg	84.3	56.7	70.5	+0.3	0.02	0.69	-0.8	26.51	-3.7
Norfolk	81.7	63.9	72.8	-3.1	2.22	2.51	+0.2	32.98	-2.9
Richmond	82.7	62.1	72.4	-0.9	1.23	1.81	-0.1	35.89	+3.0
Roanoke	84.3	59.9	72.1	+0.3	0.02	0.68	-0.8	28.89	-2.3
Wash/Dulles	83.1	59.0	71.1	-0.1	0.45	2.43	+0.9	27.02	-3.7

\*Normals value based on 2010 normals data. Data were not available from NCEP/NOAA Climate Prediction Center. Source: NOAA Southeast Regional Climate Center <https://www.sercc.com/>.