



Crop Progress and Condition

USDA, NASS, Virginia Field Office
Herman Ellison, State Statistician
601 W Broadway, Rm 645
Louisville, KY 40202
(502) 907-3250 or 1-800-928-5277
Homepage: <http://www.nass.usda.gov/va>

In Cooperation with:
U.S. Dept. of Commerce - NOAA
Virginia Tech
Virginia State University
Virginia Cooperative Extension Service
Virginia Department of Agriculture and Consumer Services

Released: September 20, 2021

Issue: 28-21

Agricultural News: Days suitable for fieldwork were 6.3. Weather conditions were warm with limited rain. There are abnormally dry drought conditions in the State. Farming activities for the week included harvesting corn and tobacco. Armyworms are causing issues for some farmers.

SOIL MOISTURE for week ending 09/19/21

	Very Short	Short	Adequate	Surplus
	%	%	%	%
Topsoil	4	27	68	1
Subsoil	3	30	66	1

- Represents zero.

CROP CONDITIONS for week ending 09/19/21

Crop	Very Poor	Poor	Fair	Good	Excellent
	%	%	%	%	%
Corn	6	8	24	58	4
Cotton	-	2	14	82	2
Hay, Alfalfa	-	15	47	34	4
Hay, Other	4	18	41	33	4
Peanuts	-	-	13	84	3
Soybeans	2	5	18	64	11
Pasture	3	16	56	22	3

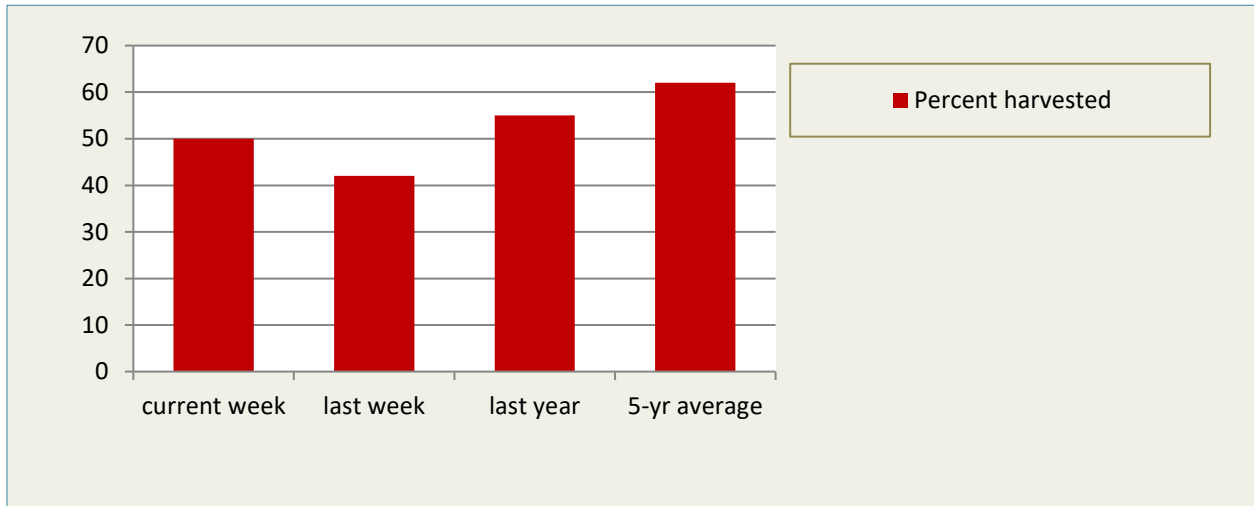
- Represents zero.

CROP PROGRESS for week ending 09/19/21

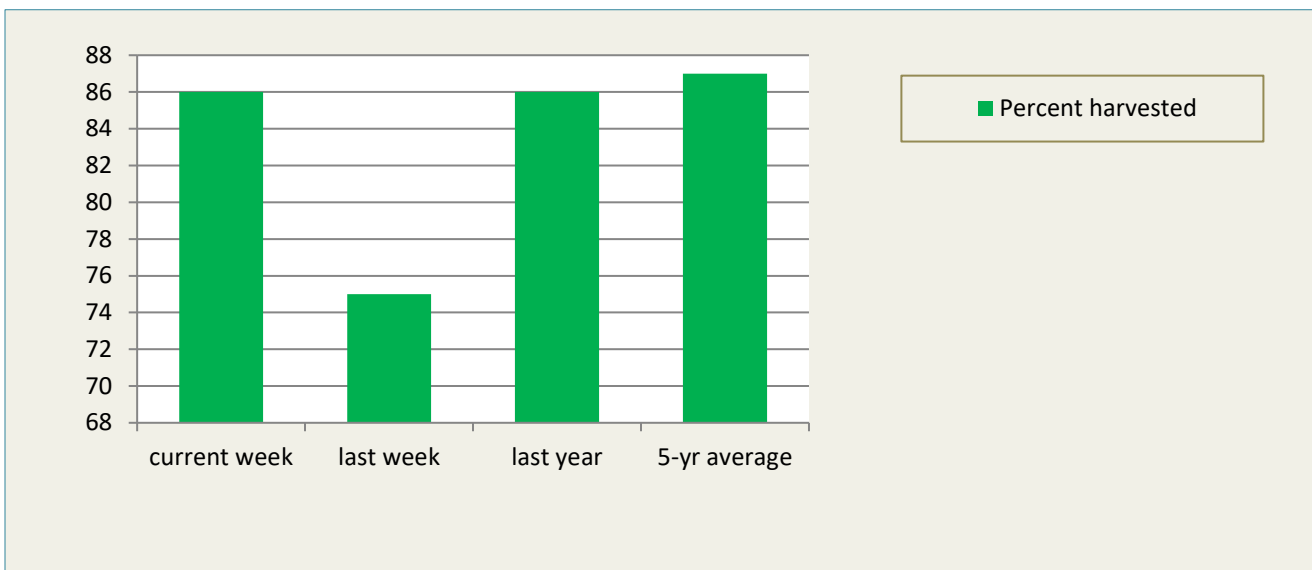
Crop Stage	This Week	Last Week	Last Year	5-Yr Avg
	%	%	%	%
Apples harvested	50	42	55	62
Barley planted	7	-	8	6
Corn mature	75	62	81	83
Corn harvested for grain	42	27	44	54
Corn for silage harvested	86	75	86	87
Cotton bolls opening	56	34	47	49
Cotton harvested	2	1	1	-
Peanuts harvested	3	1	5	5
Soybeans dropping leaves	26	15	23	21
Tobacco, Flue-cured harvested	75	64	71	76
Winter wheat planted	5	-	9	4

- Represents zero or data not available.

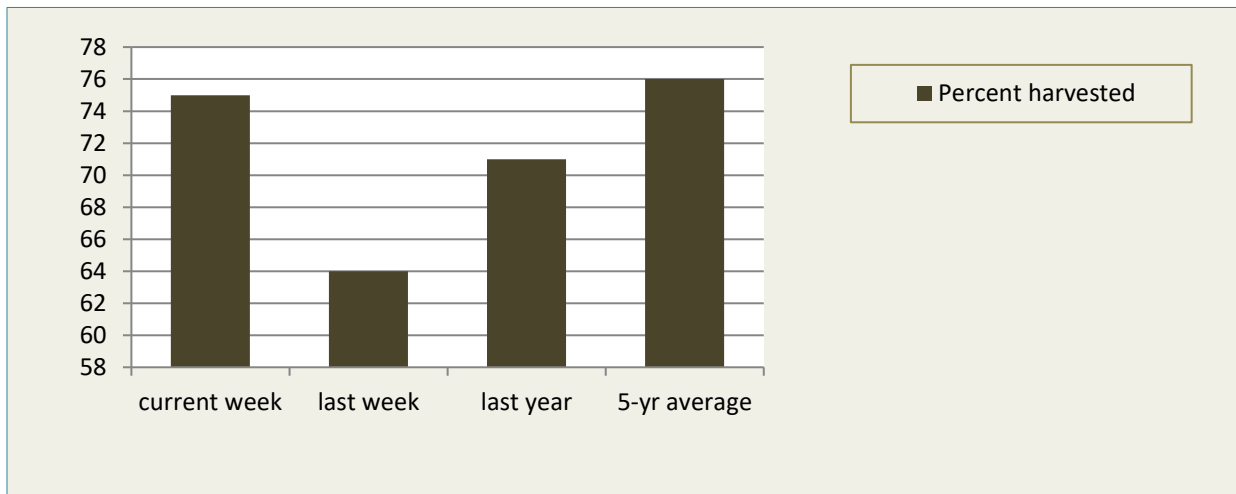
APPLES HARVESTED for week ending 09/19/21



CORN FOR SILAGE HARVESTED for week ending 09/19/21



TOBACCO, FLUE-CURED HARVESTED for week ending 09/19/21



Weather Summary- For the week ending September 19, 2021

City	Temperature				Precipitation				
	Avg. High	Avg. low	Avg. mean	Avg. dep. from normal *	Last Week	Since Sept. 1	Sept. 1 dep. from normal *	Jan. 1, 2021 to date	Jan. 1, 2021 dep. from normal *
Lynchburg	88.9	65.3	77.1	+9.0	0.05	0.74	-1.7	26.56	-4.7
Norfolk	84.6	69.4	77.0	+2.9	0.00	2.51	-1.1	32.98	-4.2
Richmond	87.9	69.3	78.6	+7.3	1.80	3.61	+0.5	37.69	+3.7
Roanoke	87.9	67.3	77.6	+8.0	0.01	0.69	-1.9	28.90	-3.3
Wash/Dulles	85.9	67.1	76.5	+7.8	0.61	3.04	+0.6	27.63	-4.1

*Normals value based on 2010 normals data. Data were not available from NCEP/NOAA Climate Prediction Center. Source: NOAA Southeast Regional Climate Center <https://www.sercc.com/>.