



Crop Progress and Condition

USDA, NASS, Virginia Field Office
Herman Ellison, State Statistician
601 W Broadway, Rm 645
Louisville, KY 40202
(502) 907-3250 or 1-800-928-5277
Homepage: <http://www.nass.usda.gov/va>

In Cooperation with:
U.S. Dept. of Commerce - NOAA
Virginia Tech
Virginia State University
Virginia Cooperative Extension Service
Virginia Department of Agriculture and Consumer Services

Released: September 27, 2021

Issue: 29-21

Agricultural News: Days suitable for fieldwork were 4.9. Weather conditions were mostly cooler with rain. Some areas received isolated showers and several inches of rain. There are abnormally dry drought conditions in the State. Farming activities for the week included harvesting corn and tobacco.

SOIL MOISTURE and SUPPLIES for week ending 09/26/21

	Very Short	Short	Adequate	Surplus
	%	%	%	%
Topsoil	1	12	83	4
Subsoil	2	23	73	2
Hay & Roughage	3	28	65	4

- Represents zero.

CROP CONDITIONS for week ending 09/26/21

Crop	Very Poor	Poor	Fair	Good	Excellent
	%	%	%	%	%
Corn	-	10	25	54	11
Cotton	-	2	22	73	3
Hay, Alfalfa	-	6	50	43	1
Hay, Other	2	17	43	37	1
Peanuts	-	-	19	77	4
Soybeans	1	4	21	63	11
Pasture	2	16	47	31	4

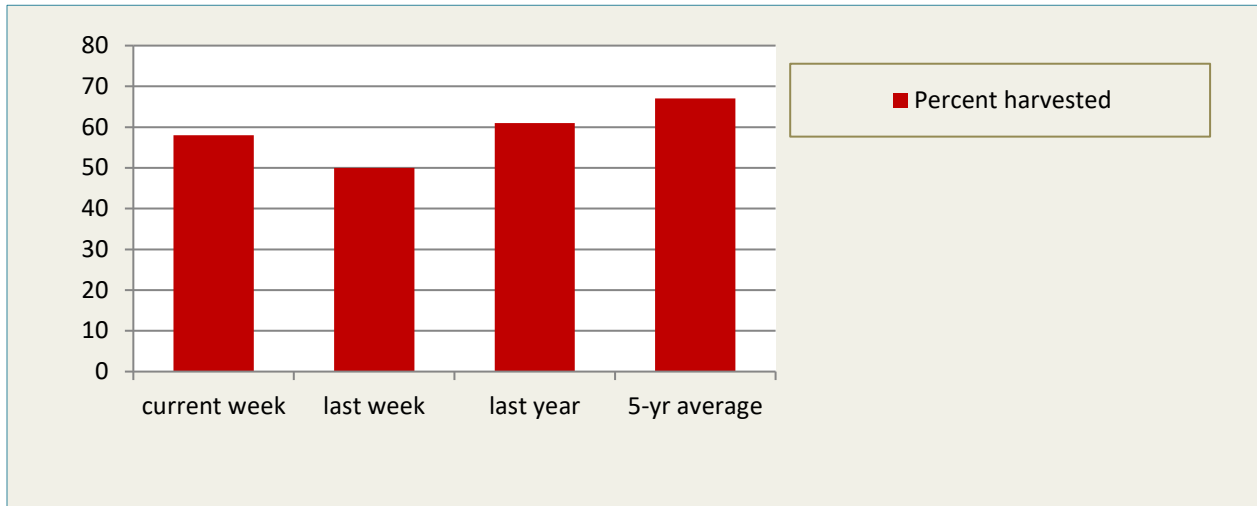
- Represents zero.

CROP PROGRESS for week ending 09/26/21

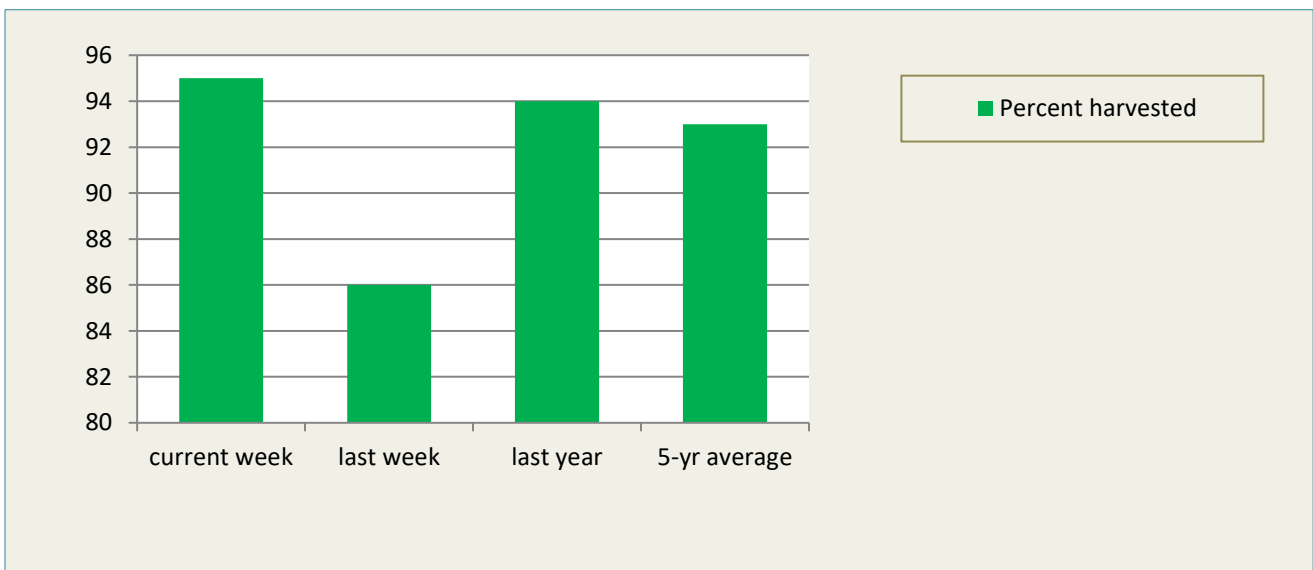
Crop Stage	This Week	Last Week	Last Year	5-Yr Avg
	%	%	%	%
Apples harvested	58	50	61	67
Barley planted	15	7	13	14
Corn mature	86	75	89	91
Corn harvested for grain	54	42	55	65
Corn for silage harvested	95	86	94	93
Cotton bolls opening	64	56	55	63
Cotton harvested	2	2	1	1
Peanuts harvested	17	3	13	14
Soybeans dropping leaves	42	26	32	34
Tobacco, Flue-cured harvested	85	75	83	84
Winter wheat planted	17	5	18	10

- Represents zero or data not available.

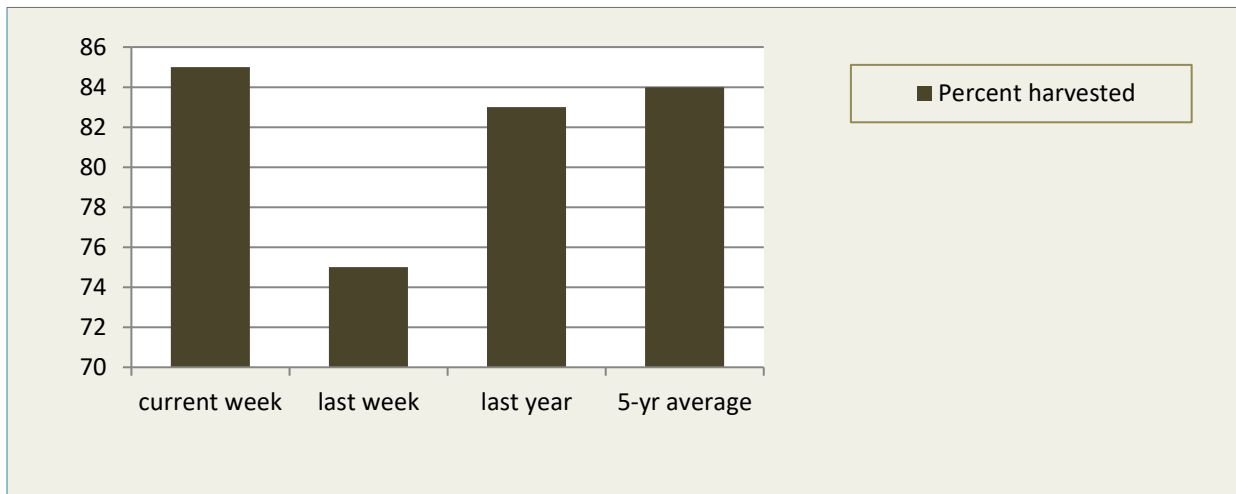
APPLES HARVESTED for week ending 09/26/21



CORN FOR SILAGE HARVESTED for week ending 09/26/21



TOBACCO, FLUE-CURED HARVESTED for week ending 09/26/21



Weather Summary- For the week ending September 26, 2021

City	Temperature				Precipitation				
	Avg. High	Avg. low	Avg. mean	Avg. dep. from normal *	Last Week	Since Sept. 1	Sept. 1 dep. from normal *	Jan. 1, 2021 to date	Jan. 1, 2021 dep. from normal *
Lynchburg	76.1	54.0	65.1	-0.5	1.88	2.62	-0.8	28.44	-3.7
Norfolk	77.3	65.3	71.3	-0.8	0.48	2.99	-1.8	33.46	-4.8
Richmond	80.1	59.9	70.0	+1.3	2.18	5.79	+1.8	39.87	+4.9
Roanoke	75.0	56.1	65.6	-1.6	4.15	4.84	+1.4	33.05	-0.1
Wash/Dulles	77.3	55.7	66.5	+0.6	1.68	4.72	+1.4	29.31	-3.3

*Normals value based on 2010 normals data. Data were not available from NCEP/NOAA Climate Prediction Center. Source: NOAA Southeast Regional Climate Center <https://www.sercc.com/>.