



# Crop Progress and Condition

**USDA, NASS, Virginia Field Office**  
Herman Ellison, State Statistician  
601 W Broadway, Rm 645  
Louisville, KY 40202  
(502) 907-3250 or 1-800-928-5277  
**Homepage:** <http://www.nass.usda.gov/va>

**In Cooperation with:**  
U.S. Dept. of Commerce - NOAA  
Virginia Tech  
Virginia State University  
Virginia Cooperative Extension Service  
Virginia Department of Agriculture and Consumer Services

Released: October 4, 2021

Issue: 30-21

**Agricultural News:** Days suitable for fieldwork were 6.7. Weather conditions were mostly warm and dry and very beneficial for crop progress. There are abnormally dry drought conditions in the State. Farming activities for the week included cutting hay and harvesting pumpkins and tobacco.

## SOIL MOISTURE and SUPPLIES for week ending 10/03/21

	Very Short	Short	Adequate	Surplus
	%	%	%	%
Topsoil	1	25	73	1
Subsoil	1	30	68	1

- Represents zero.

## CROP and LIVESTOCK CONDITIONS for week ending 10/03/21

Crop	Very Poor	Poor	Fair	Good	Excellent
	%	%	%	%	%
Cotton	-	2	20	75	3
Hay, Alfalfa	-	5	49	45	1
Hay, Other	3	15	48	33	1
Peanuts	-	-	12	86	2
Soybeans	-	4	18	70	8
Pasture	2	14	52	30	2
Livestock	-	2	26	62	10

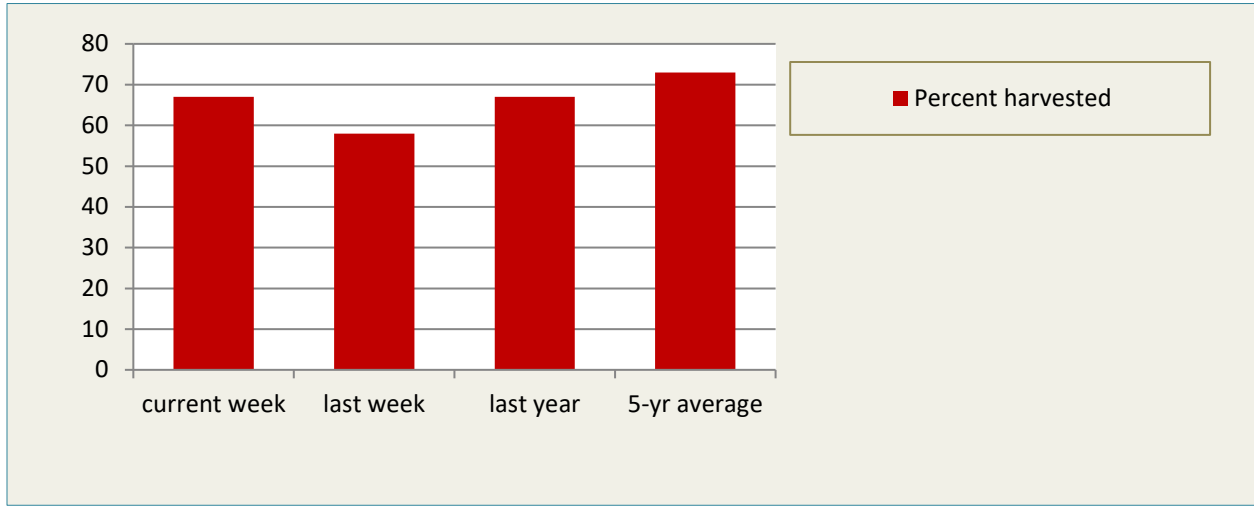
- Represents zero.

## CROP PROGRESS for week ending 10/03/21

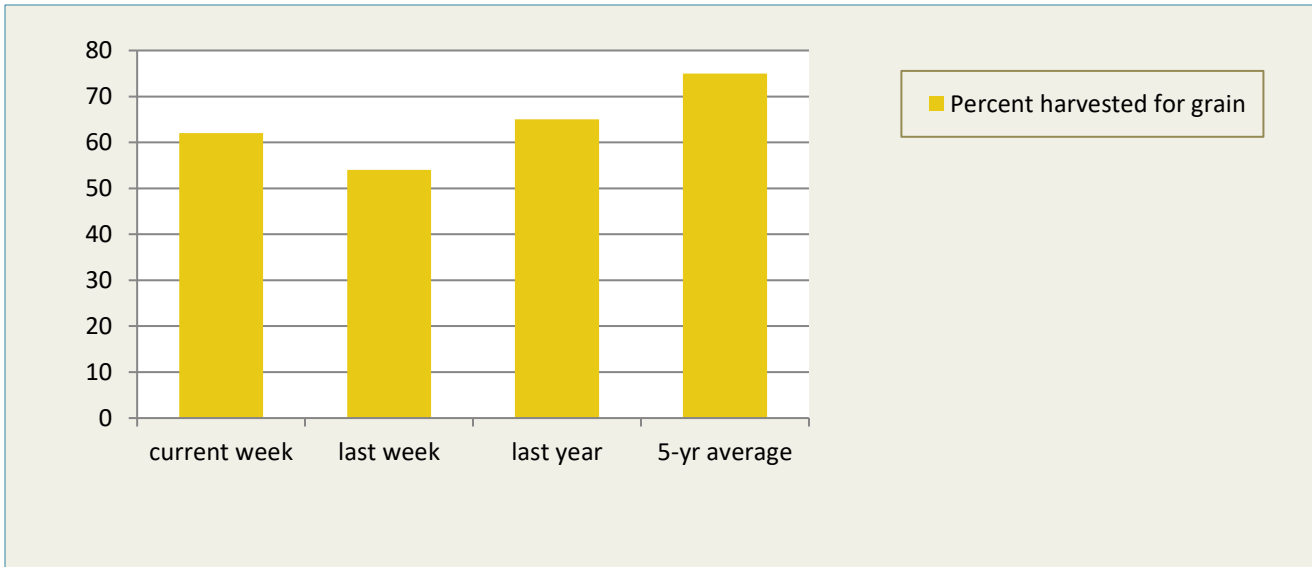
Crop Stage	This Week	Last Week	Last Year	5-Yr Avg
	%	%	%	%
Apples harvested	67	58	67	73
Barley planted	27	15	24	25
Corn mature	93	86	95	-
Corn harvested for grain	62	54	65	75
Cotton bolls opening	75	64	72	77
Cotton harvested	4	2	4	4
Peanuts harvested	35	17	16	28
Soybeans dropping leaves	55	42	46	48
Soybeans harvested	5	-	7	5
Tobacco, Flue-cured harvested	89	85	87	-
Winter wheat planted	25	17	26	17

- Represents zero or data not available.

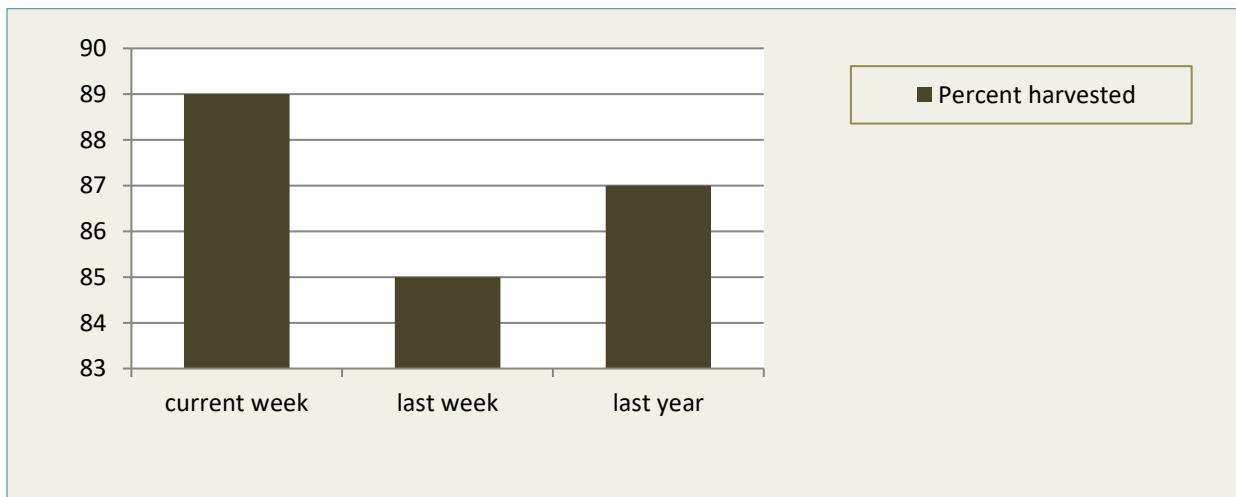
### APPLES HARVESTED for week ending 10/03/21



### CORN HARVESTED FOR GRAIN for week ending 10/03/21



### TOBACCO, FLUE-CURED HARVESTED for week ending 10/03/21



### Weather Summary- For the week ending October 3, 2021

City	Temperature				Precipitation				
	Avg. High	Avg. low	Avg. mean	Avg. dep. from normal *	Last Week	Since Sept. 1	Sept. 1 dep. from normal *	Jan. 1, 2021 to date	Jan. 1, 2021 dep. from normal *
Lynchburg	80.6	55.0	67.8	+4.8	0.07	2.69	-1.6	28.51	-4.6
Norfolk	78.6	57.7	68.1	-1.5	0.00	2.99	-2.8	33.46	-5.9
Richmond	80.9	55.1	68.0	+1.9	0.00	5.79	+0.8	39.87	+4.0
Roanoke	81.0	56.4	68.7	+4.1	0.41	5.25	+0.8	33.46	-0.6
Wash/Dulles	77.9	50.3	64.1	+1.2	0.00	4.72	+0.4	29.31	-4.2

\*Normals value based on 2010 normals data. Data were not available from NCEP/NOAA Climate Prediction Center. Source: NOAA Southeast Regional Climate Center <https://www.sercc.com/>.