



Crop Progress and Condition

USDA, NASS, Virginia Field Office
Herman Ellison, State Statistician
601 W Broadway, Rm 645
Louisville, KY 40202
(502) 907-3250 or 1-800-928-5277
Homepage: <http://www.nass.usda.gov/va>

In Cooperation with:
U.S. Dept. of Commerce - NOAA
Virginia Tech
Virginia State University
Virginia Cooperative Extension Service
Virginia Department of Agriculture and Consumer Services

Released: October 12, 2021

Issue: 31-21

Agricultural News: Days suitable for fieldwork were 6.7. Weather conditions were mostly warm and dry and very beneficial for crop progress. There was scattered soaking rains throughout the state. There are abnormally dry drought conditions in the State. Farming activities for the week included cutting hay and harvesting tobacco.

SOIL MOISTURE and SUPPLIES for week ending 10/10/21

	Very Short	Short	Adequate	Surplus
	%	%	%	%
Topsoil	2	22	72	4
Subsoil	1	30	66	3

- Represents zero.

CROP and LIVESTOCK CONDITIONS for week ending 10/10/21

Crop	Very Poor	Poor	Fair	Good	Excellent
	%	%	%	%	%
Cotton	-	3	23	67	7
Hay, Alfalfa	-	2	55	39	4
Hay, Other	-	13	56	30	1
Peanuts	-	-	14	78	8
Soybeans	3	6	19	61	11
Pasture	1	15	46	37	1

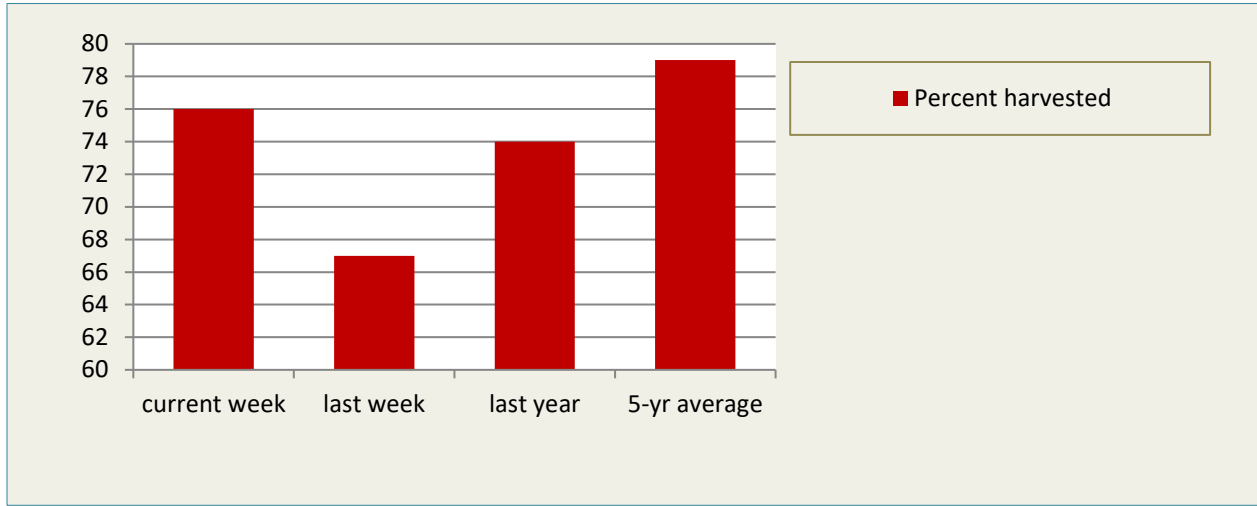
- Represents zero.

CROP PROGRESS for week ending 10/10/21

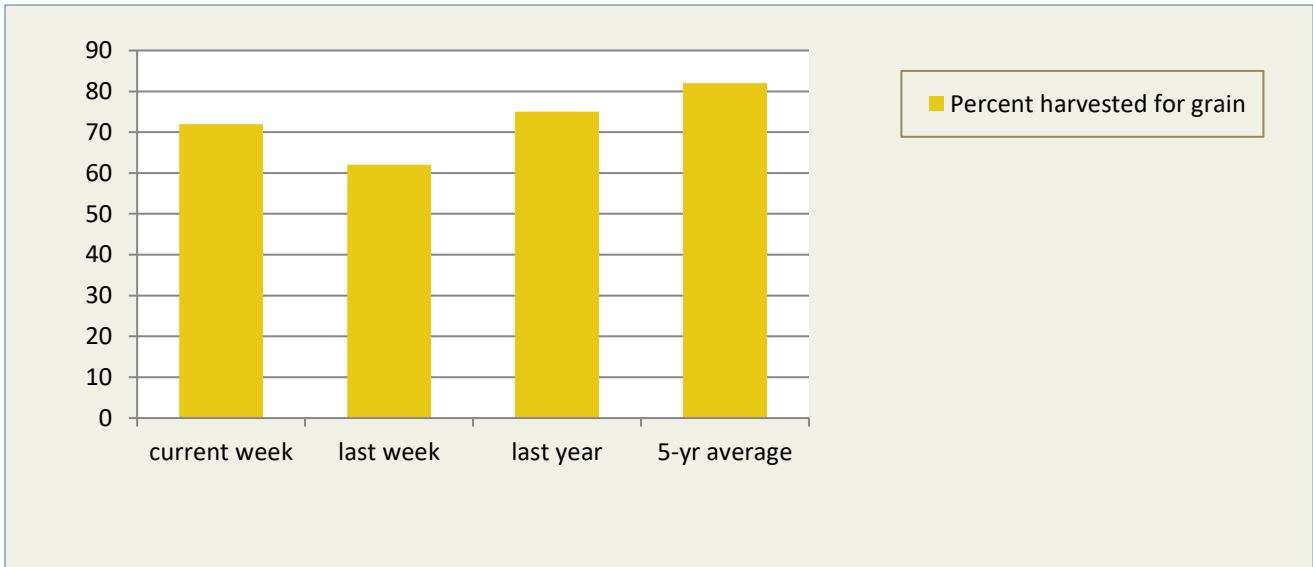
Crop Stage	This Week	Last Week	Last Year	5-Yr Avg
	%	%	%	%
Apples harvested	76	67	74	79
Barley planted	38	27	37	38
Corn mature	97	93	-	-
Corn harvested for grain	72	62	75	82
Cotton bolls opening	92	75	90	89
Cotton harvested	10	4	8	11
Peanuts harvested	48	35	20	39
Soybeans dropping leaves	67	55	58	62
Soybeans harvested	11	5	11	11
Tobacco, Flue-cured harvested	96	89	93	-
Winter wheat planted	29	25	33	24

- Represents zero or data not available.

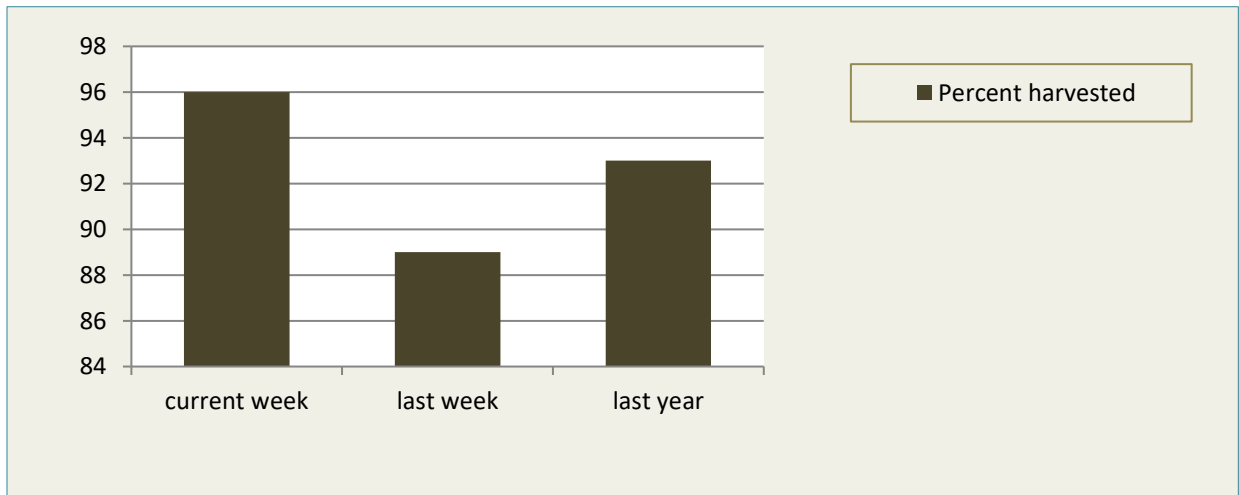
APPLES HARVESTED for week ending 10/10/21



CORN HARVESTED FOR GRAIN for week ending 10/10/21



TOBACCO, FLUE-CURED HARVESTED for week ending 10/10/21



Weather Summary- For the week ending October 10, 2021

City	Temperature				Precipitation				
	Avg. High	Avg. low	Avg. mean	Avg. dep. from normal *	Last Week	Since Sept. 1	Sept. 1 dep. from normal *	Jan. 1, 2021 to date	Jan. 1, 2021 dep. from normal *
Lynchburg	76.4	63.7	70.1	+9.8	0.06	2.75	-2.4	28.57	-5.4
Norfolk	77.4	67.4	72.4	+5.3	0.09	3.08	-3.7	33.55	-6.7
Richmond	77.9	65.1	71.5	+8.2	2.41	8.20	+2.4	42.28	+5.6
Roanoke	74.0	63.9	68.9	+6.8	0.75	6.00	+0.8	34.21	-0.6
Wash/Dulles	75.9	63.3	69.6	+9.6	0.03	4.75	-0.4	29.34	-5.1

*Normals value based on 2010 normals data. Data were not available from NCEP/NOAA Climate Prediction Center. Source: NOAA Southeast Regional Climate Center <https://www.sercc.com/>.