



Crop Progress and Condition

USDA, NASS, Virginia Field Office
Herman Ellison, State Statistician
601 W Broadway, Rm 645
Louisville, KY 40202
(502) 907-3250 or 1-800-928-5277
Homepage: <http://www.nass.usda.gov/va>

In Cooperation with:
U.S. Dept. of Commerce - NOAA
Virginia Tech
Virginia State University
Virginia Cooperative Extension Service
Virginia Department of Agriculture and Consumer Services

Released: June 13, 2022

Issue: 14-22

Agricultural News: Days suitable for fieldwork were 6.0. Weather conditions were warm with some rain. There are abnormally dry drought conditions in the State. Farming activities for the week included harvesting wheat, spraying corn, and making hay.

SOIL MOISTURE for week ending 6/12/22

	Very Short	Short	Adequate	Surplus
	%	%	%	%
Topsoil	3	23	72	2
Subsoil	5	20	74	1

CROP CONDITIONS for week ending 6/12/22

Crop	Very Poor	Poor	Fair	Good	Excellent
	%	%	%	%	%
Barley	1	4	30	62	3
Corn	1	5	20	70	4
Cotton	-	-	8	89	3
Hay, Alfalfa	1	8	27	61	3
Hay, Other	4	11	42	41	2
Peanuts	-	-	5	92	3
Soybeans	1	2	38	54	5
Tobacco, Burley	-	2	20	76	2
Tobacco, Fire-cured	-	5	20	65	10
Tobacco, Flue-cured	-	2	16	65	17
Winter Wheat	2	8	29	55	6
Pasture	1	10	32	53	4

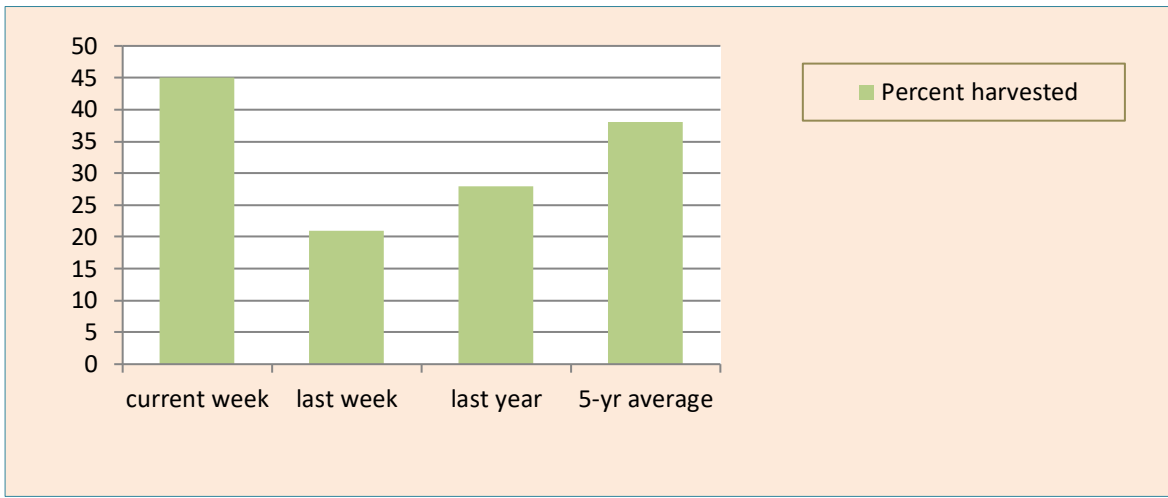
- Represents zero.

CROP PROGRESS for the week ending 6/12/22

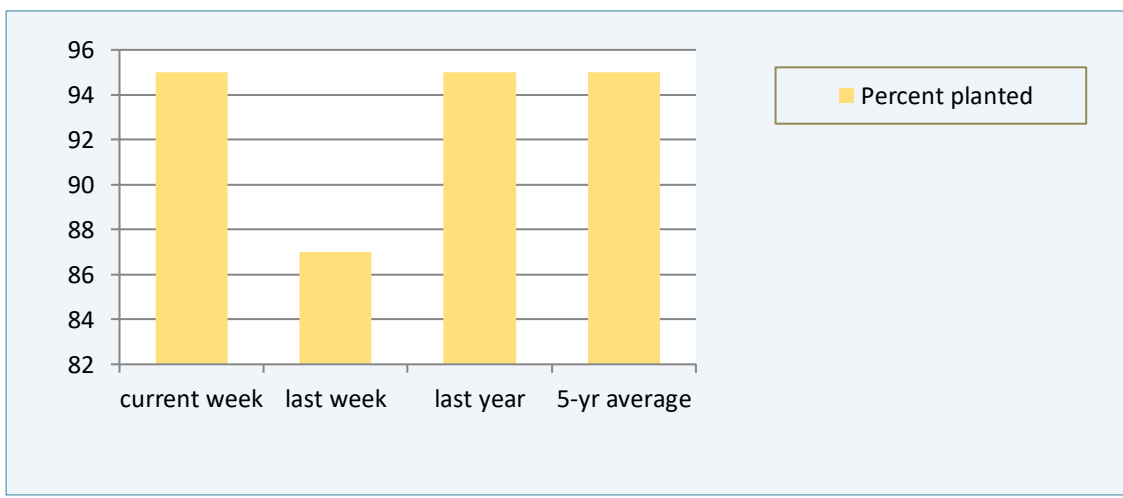
Crop Stage	This Week	Last Week	Last Year	5-Yr Avg
	%	%	%	%
Barley harvested for grain	45	21	28	38
Corn silking	2	-	-	-
Cotton planted	95	87	95	95
Cotton squaring	18	8	12	14
Peanuts pegging	6	-	-	1
Soybeans planted	89	83	79	74
Soybeans emerged	75	63	59	57
Tobacco, Burley transplanted	90	80	80	85
Tobacco, Fire-cured transplanted	91	83	90	90
Tobacco, Flue-cured transplanted	97	92	90	92
Winter Wheat harvested for grain	25	8	16	20

- Represents zero or data not available.

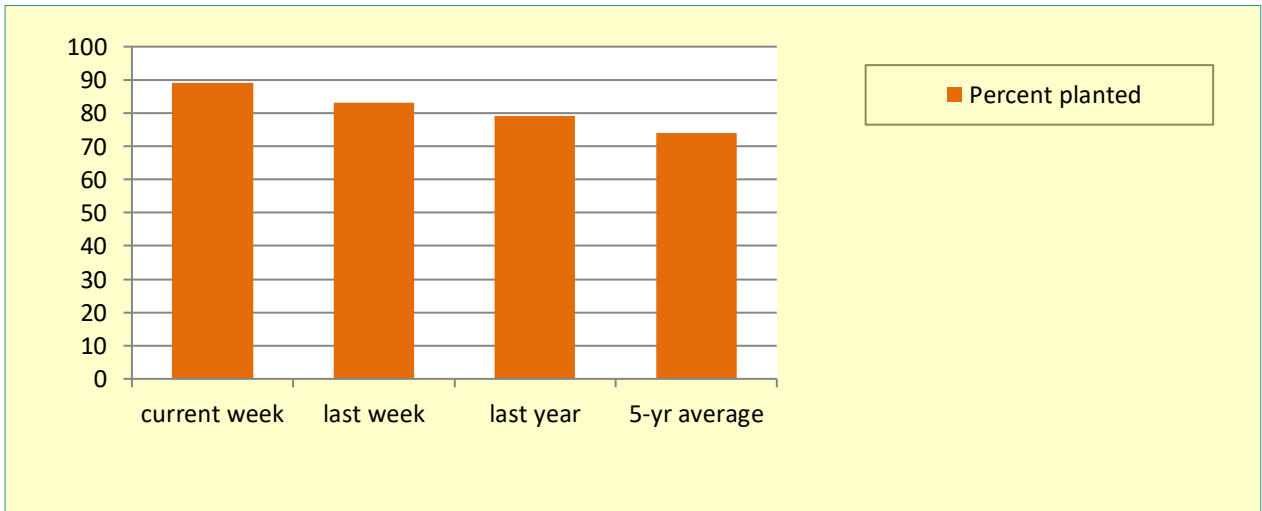
BARLEY HARVESTED FOR GRAIN for week ending 6/12/22



COTTON PLANTED for week ending 6/12/22



SOYBEANS PLANTED for week ending 6/12/22



Weather Summary- For the week ending June 12, 2022

City	Temperature				Precipitation				
	Avg. high	Avg. low	Avg. mean	Avg. dep. from normal *	Last Week	Since June 1	June 1 dep. from normal *	Jan. 1, 2022 to date	Jan. 1, 2022 dep. from normal *
Lynchburg	84.9	61.7	73.3	+2.9	0.85	1.08	-0.4	20.01	+0.9
Norfolk	83.7	67.1	75.4	+0.5	1.23	1.26	-0.5	19.86	+1.0
Richmond	85.7	63.1	74.4	+1.1	1.03	1.27	-0.5	16.85	-1.9
Roanoke	82.1	61.7	71.9	-0.3	0.49	0.69	-1.2	19.79	+0.5
Wash/Dulles	80.6	58.4	69.5	-1.2	0.57	0.99	-0.8	18.17	-0.8

*Normals value based on 1991-2020 normals data. Source: NOAA Southeast Regional Climate Center <https://www.sercc.com/>.