



Crop Progress and Condition

USDA, NASS, Virginia Field Office
Herman Ellison, State Statistician
601 W Broadway, Rm 645
Louisville, KY 40202
(502) 907-3250 or 1-800-928-5277
Homepage: <http://www.nass.usda.gov/va>

In Cooperation with:
U.S. Dept. of Commerce - NOAA
Virginia Tech
Virginia State University
Virginia Cooperative Extension Service
Virginia Department of Agriculture and Consumer Services

Released: June 21, 2022

Issue: 15-22

Agricultural News: Days suitable for fieldwork were 6.0. Weather conditions were mostly hot and dry. Some crops are showing signs of heat stress. There are abnormally dry drought conditions in the State. Farming activities for the week included applying manure to fields, harvesting wheat, spraying herbicides on peanuts, and making hay.

SOIL MOISTURE for week ending 6/19/22

	Very Short	Short	Adequate	Surplus
	%	%	%	%
Topsoil	1	37	59	3
Subsoil	-	30	62	8

- Represents zero.

CROP CONDITIONS for week ending 6/19/22

Crop	Very Poor	Poor	Fair	Good	Excellent
	%	%	%	%	%
Corn	-	1	23	74	2
Cotton	-	-	17	83	-
Hay, Alfalfa	-	2	25	68	5
Hay, Other	-	4	40	50	6
Peanuts	-	-	14	86	-
Soybeans	-	1	33	63	3
Tobacco, Burley	-	1	29	68	2
Tobacco, Fire-cured	-	5	20	63	12
Tobacco, Flue-cured	-	2	16	72	10
Winter Wheat	-	2	31	64	3
Pasture	1	8	38	50	3

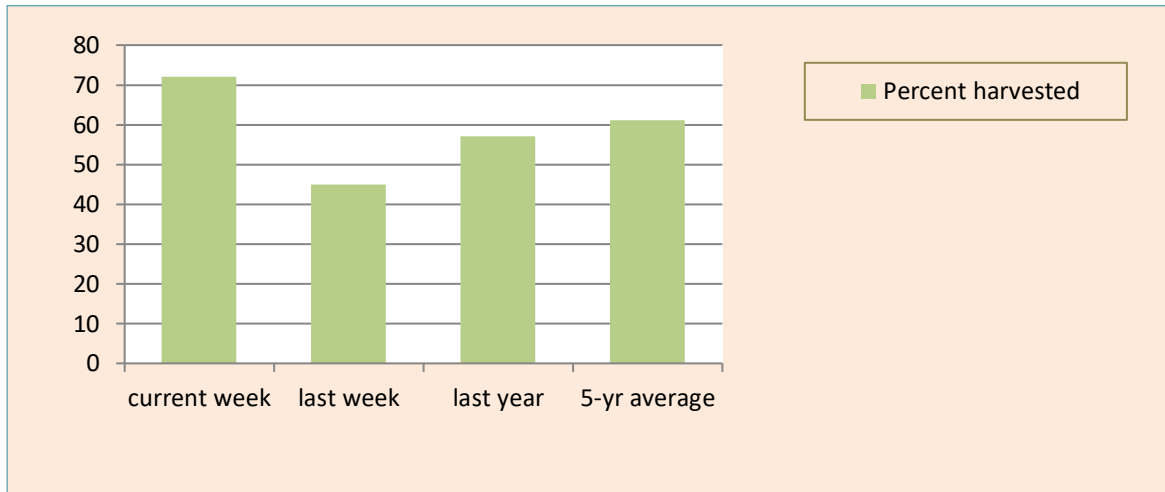
- Represents zero.

CROP PROGRESS for the week ending 6/19/22

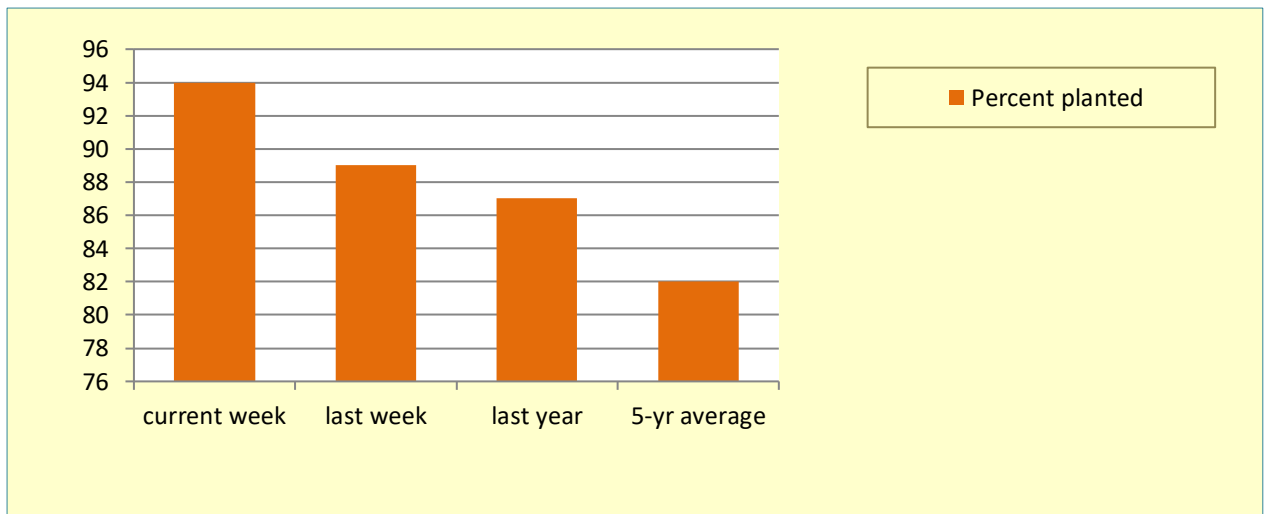
Crop Stage	This Week	Last Week	Last Year	5-Yr Avg
	%	%	%	%
Barley harvested for grain	72	45	57	61
Corn silking	11	2	-	-
Cotton squaring	35	18	19	27
Cotton setting bolls	5	-	1	-
Peanuts pegging	17	6	1	4
Soybeans planted	94	89	87	82
Soybeans emerged	84	75	72	68
Soybeans blooming	3	-	-	-
Tobacco, Burley transplanted	98	90	91	-
Tobacco, Fire-cured transplanted	96	91	99	-
Winter Wheat harvested for grain	47	25	31	40

- Represents zero or data not available.

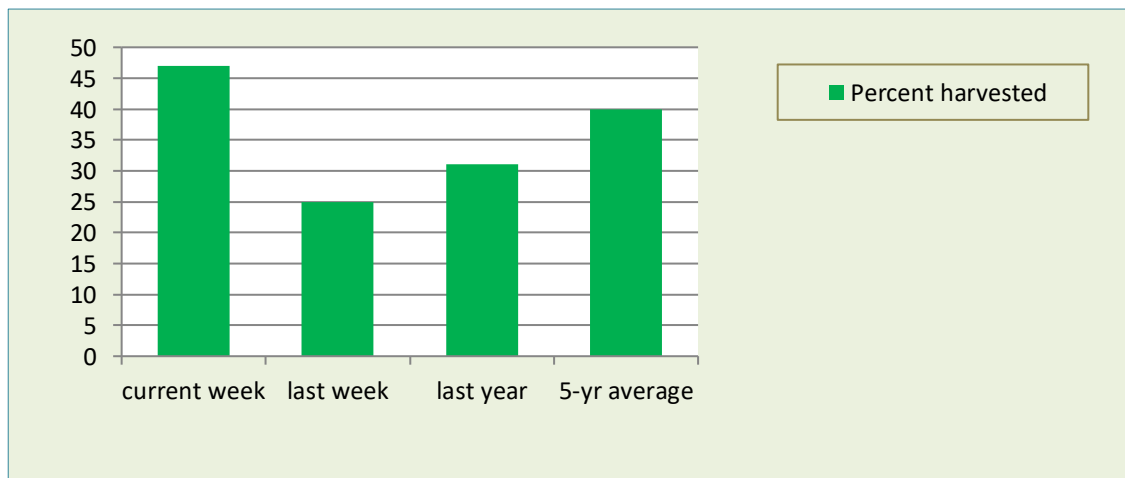
BARLEY HARVESTED FOR GRAIN for week ending 6/19/22



SOYBEANS PLANTED for week ending 6/19/22



WINTER WHEAT HARVESTED FOR GRAIN for week ending 6/19/22



Weather Summary- For the week ending June 19, 2022

City	Temperature				Precipitation				
	Avg. high	Avg. low	Avg. mean	Avg. dep. from normal *	Last Week	Since June 1	June 1 dep. from normal *	Jan. 1, 2022 to date	Jan. 1, 2022 dep. from normal *
Lynchburg	88.9	67.3	78.1	+5.8	0.58	1.67	-0.8	20.60	+0.6
Norfolk	86.0	68.9	77.4	+0.5	0.00	1.26	-1.6	19.86	-0.1
Richmond	88.7	67.3	78.0	+2.6	0.04	1.31	-1.6	16.89	-3.0
Roanoke	90.6	67.9	79.2	+5.1	0.67	1.36	-1.6	20.46	+0.1
Wash/Dulles	86.4	64.6	75.5	+2.7	0.55	1.54	-1.2	18.72	-1.3

*Normals value based on 1991-2020 normals data. Source: NOAA Southeast Regional Climate Center <https://www.sercc.com/>.