



Crop Progress and Condition

USDA, NASS, Virginia Field Office
Herman Ellison, State Statistician
601 W Broadway, Rm 645
Louisville, KY 40202
(502) 907-3250 or 1-800-928-5277
Homepage: <http://www.nass.usda.gov/va>

In Cooperation with:
U.S. Dept. of Commerce - NOAA
Virginia Tech
Virginia State University
Virginia Cooperative Extension Service
Virginia Department of Agriculture and Consumer Services

Released: July 11, 2022

Issue: 18-22

Agricultural News: Days suitable for fieldwork were 4.5. Weather conditions were warm with scattered showers. The moisture was much needed. There are abnormally dry and moderate drought conditions in the State. Farming activities for the week included hand pulling weeds in the peanut crop, planting double crop soybeans, and harvesting vegetables.

SOIL MOISTURE for week ending 7/10/22

	Very Short	Short	Adequate	Surplus
	%	%	%	%
Topsoil	1	21	73	5
Subsoil	3	26	70	1

- Represents zero.

CROP CONDITIONS for week ending 7/10/22

Crop	Very Poor	Poor	Fair	Good	Excellent
	%	%	%	%	%
Corn	1	6	30	58	5
Cotton	-	-	17	79	4
Hay, Alfalfa	2	6	30	58	4
Hay, Other	6	12	34	47	1
Peanuts	-	-	15	80	5
Soybeans	2	7	33	53	5
Tobacco, Burley	-	-	21	78	1
Tobacco, Fire-cured	-	4	19	70	7
Tobacco, Flue-cured	1	2	11	75	11
Pasture	2	14	38	43	3

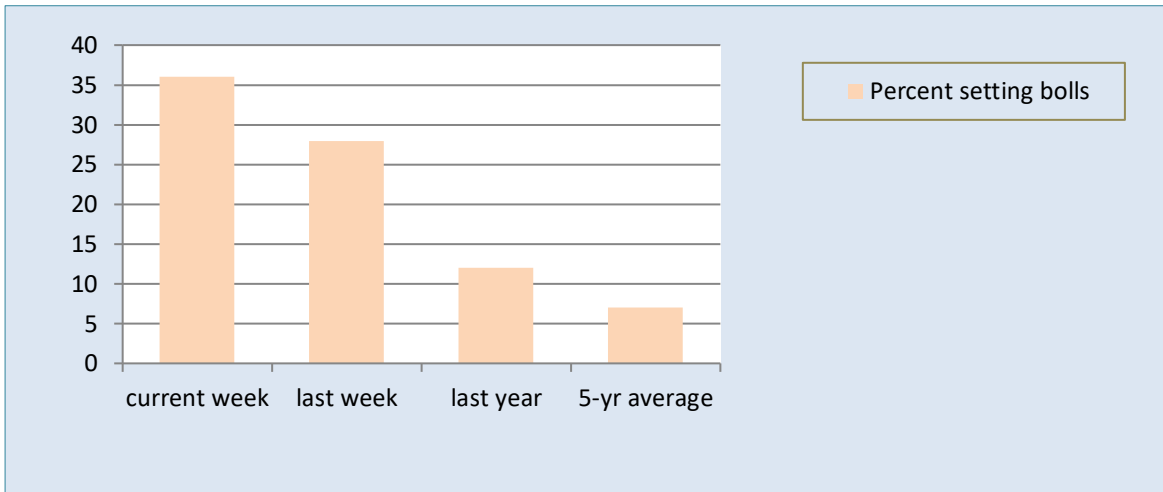
- Represents zero.

CROP PROGRESS for week ending 7/10/22

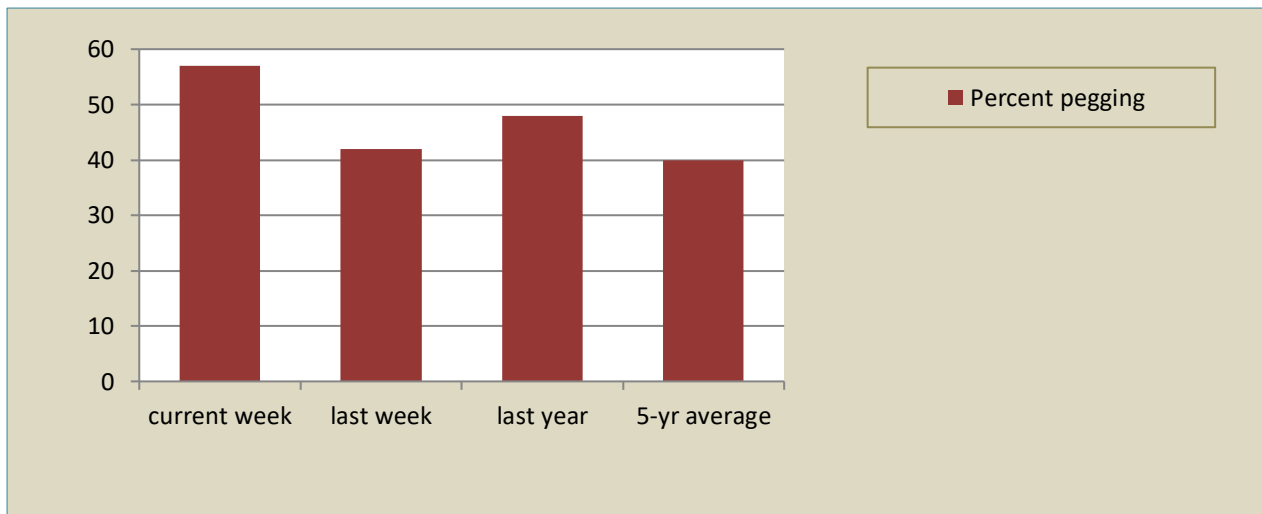
Crop Stage	This Week	Last Week	Last Year	5-Yr Avg
	%	%	%	%
Corn silking	67	47	56	57
Corn dough	25	12	9	17
Corn dented	4	-	-	-
Cotton squaring	78	62	44	61
Cotton setting bolls	36	28	12	7
Peanuts pegging	57	42	48	40
Soybeans blooming	43	22	15	13
Soybeans setting pods	7	2	2	2
Winter Wheat harvested for grain	98	93	84	91

- Represents zero or data not available.

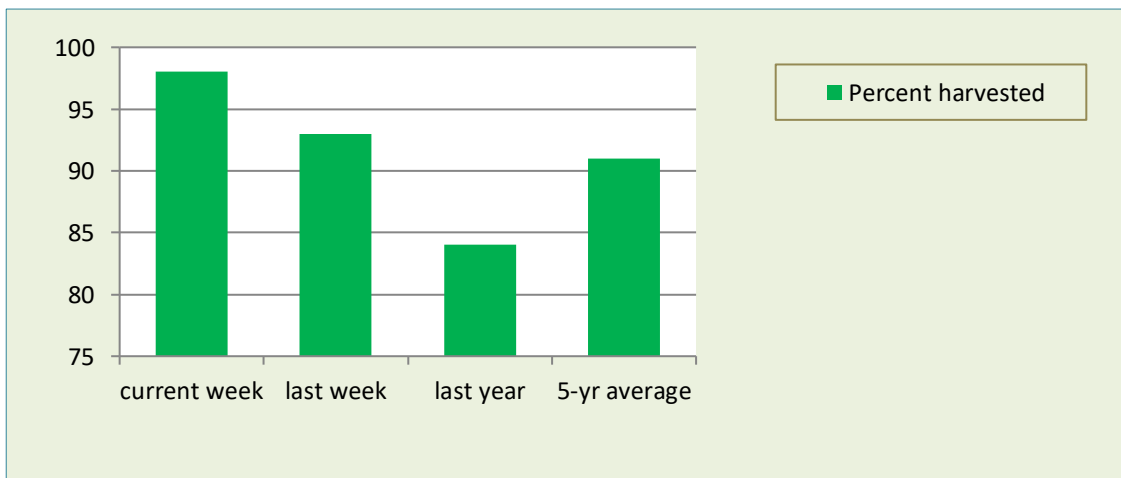
COTTON SETTING BOLLS for week ending 7/10/22



PEANUTS PEGGING for week ending 7/10/22



WINTER WHEAT HARVESTED FOR GRAIN for week ending 7/10/22



Weather Summary- For the week ending July 10, 2022

City	Temperature				Precipitation				
	Avg. high	Avg. low	Avg. mean	Avg. dep. from normal *	Last Week	Since June 1	June 1 dep. from normal *	Jan. 1, 2022 to date	Jan. 1, 2022 dep. from normal *
Lynchburg	87.7	68.6	78.1	+2.3	2.49	4.97	-0.1	23.90	+1.3
Norfolk	86.3	71.6	78.9	-2.1	1.94	4.28	-1.7	22.88	-0.3
Richmond	86.6	69.4	78.0	-1.3	0.28	6.86	+0.8	22.44	-0.6
Roanoke	87.7	69.6	78.6	+1.0	2.45	4.98	-1.1	24.08	+0.7
Wash/Dulles	85.1	67.1	76.1	-0.9	2.68	5.52	-0.1	22.70	-0.2

*Normals value based on 1991-2020 normals data. Source: NOAA Southeast Regional Climate Center <https://www.sercc.com/>.