



Crop Progress and Condition

USDA, NASS, Virginia Field Office
Herman Ellison, State Statistician
601 W Broadway, Rm 645
Louisville, KY 40202
(502) 907-3250 or 1-800-928-5277
Homepage: <http://www.nass.usda.gov/va>

In Cooperation with:
U.S. Dept. of Commerce - NOAA
Virginia Tech
Virginia State University
Virginia Cooperative Extension Service
Virginia Department of Agriculture and Consumer Services

Released: July 18, 2022

Issue: 19-22

Agricultural News: Days suitable for fieldwork were 5.8. Weather conditions were warm with scattered showers. Recent rains have helped crops, but some areas received little or no rain. There are abnormally dry and moderate drought conditions in the State. Farming activities for the week included harvesting apples, cutting hay, and planting double crop soybeans.

SOIL MOISTURE for week ending 7/17/22

	Very Short	Short	Adequate	Surplus
	%	%	%	%
Topsoil	1	21	77	1
Subsoil	2	28	68	2

- Represents zero.

CROP CONDITIONS for week ending 7/17/22

Crop	Very Poor	Poor	Fair	Good	Excellent
	%	%	%	%	%
Corn	1	2	24	65	8
Cotton	-	-	16	79	5
Hay, Alfalfa	-	1	32	64	3
Hay, Other	-	5	40	51	4
Peanuts	-	-	9	85	6
Soybeans	1	5	27	62	5
Tobacco, Burley	-	-	20	79	1
Tobacco, Fire-cured	-	4	16	79	1
Tobacco, Flue-cured	-	3	7	77	13
Pasture	1	13	47	37	2

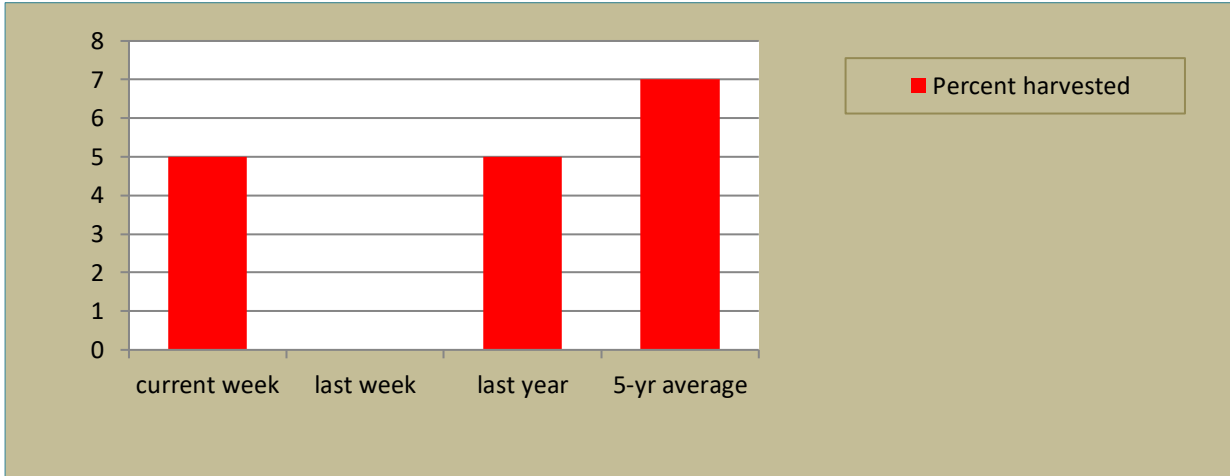
- Represents zero.

CROP PROGRESS for week ending 7/17/22

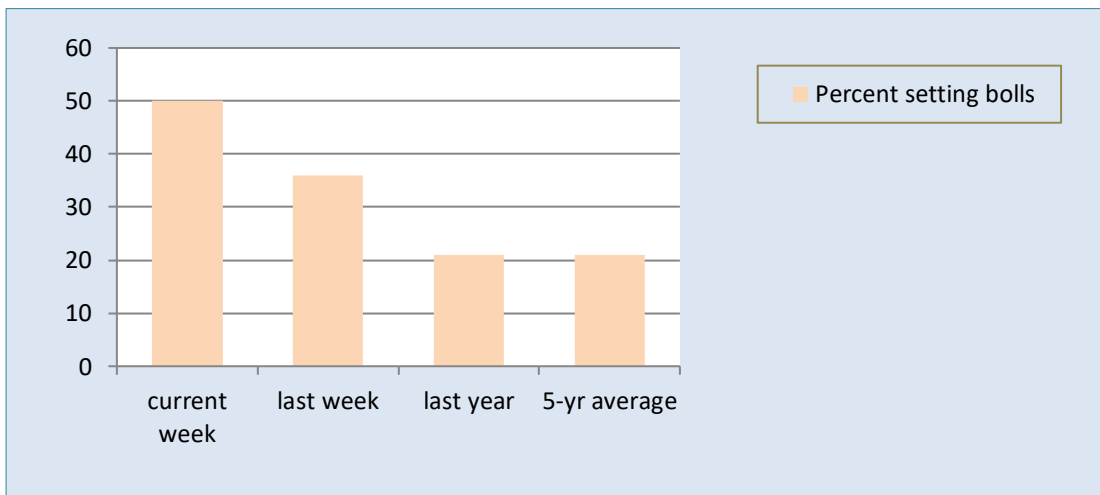
Crop Stage	This Week	Last Week	Last Year	5-Yr Avg
	%	%	%	%
Apples harvested	5	-	5	7
Corn silking	83	67	67	71
Corn dough	44	25	21	34
Corn dented	19	4	-	-
Cotton squaring	92	78	71	78
Cotton setting bolls	50	36	21	21
Peanuts pegging	74	57	66	58
Soybeans blooming	57	43	30	26
Soybeans setting pods	17	7	6	8
Tobacco, Flue-cured harvested	7	-	-	-

- Represents zero or data not available.

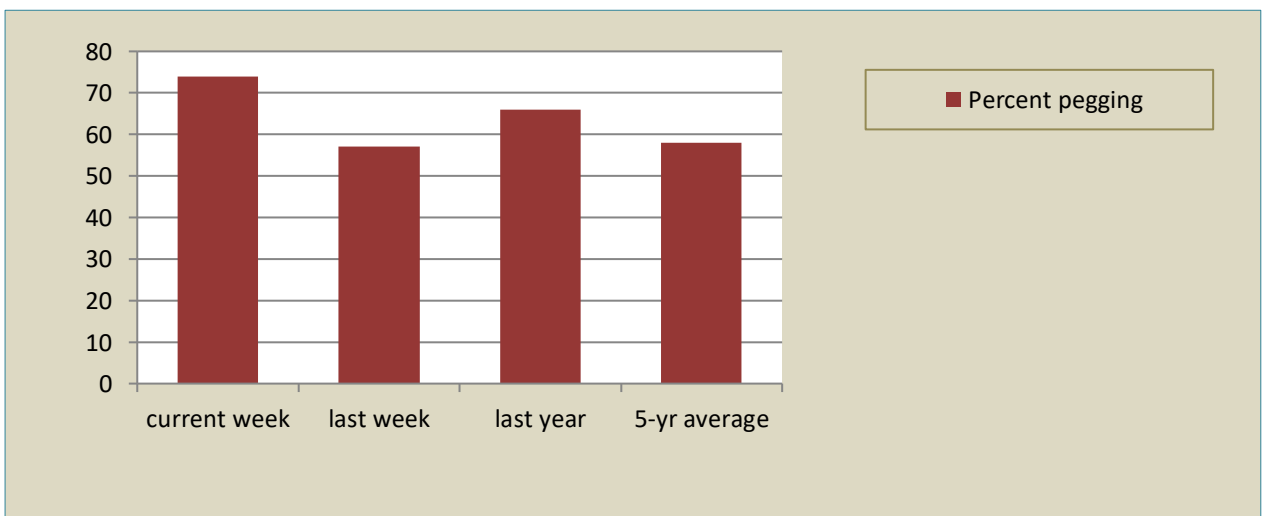
APPLES HARVESTED for week ending 7/17/22



COTTON SETTING BOLLS for week ending 7/17/22



PEANUTS PEGGING for week ending 7/17/22



Weather Summary- For the week ending July 17, 2022

City	Temperature				Precipitation				
	Avg. high	Avg. low	Avg. mean	Avg. dep. from normal *	Last Week	Since June 1	June 1 dep. from normal *	Jan. 1, 2022 to date	Jan. 1, 2022 dep. from normal *
Lynchburg	89.7	65.3	77.5	+1.3	0.08	5.05	-1.0	23.98	+0.4
Norfolk	87.7	70.7	79.2	-2.2	1.28	5.56	-1.8	24.16	-0.3
Richmond	90.0	67.3	78.6	-0.9	0.03	6.89	-0.1	22.47	-1.5
Roanoke	88.7	66.1	77.4	-0.5	0.73	5.71	-1.3	24.81	+0.4
Wash/Dulles	87.9	64.9	76.4	-1.1	1.21	6.73	+0.1	23.91	+0.1

*Normals value based on 1991-2020 normals data. Source: NOAA Southeast Regional Climate Center <https://www.sercc.com/>.