



Crop Progress and Condition

USDA, NASS, Virginia Field Office
Herman Ellison, State Statistician
601 W Broadway, Rm 645
Louisville, KY 40202
(502) 907-3250 or 1-800-928-5277
Homepage: <http://www.nass.usda.gov/va>

In Cooperation with:
U.S. Dept. of Commerce - NOAA
Virginia Tech
Virginia State University
Virginia Cooperative Extension Service
Virginia Department of Agriculture and Consumer Services

Released: August 22, 2022

Issue: 24-22

Agricultural News: Days suitable for fieldwork were 5.0. Weather conditions were cooler than normal with average high temperatures mostly in the 80s. Scattered showers continue to help with crop progress and pastures. There are smaller areas of abnormally dry drought conditions in the State. Farming activities for the week included spraying double crop soybeans, watching for disease pressure in peanuts, and harvesting apples and corn.

SOIL MOISTURE for week ending 8/21/22

| | Very Short | Short | Adequate | Surplus |
|---------|------------|-------|----------|---------|
| | % | % | % | % |
| Topsoil | - | 9 | 87 | 4 |
| Subsoil | 2 | 17 | 77 | 4 |

- Represents zero.

CROP and LIVESTOCK CONDITIONS for week ending 8/21/22

| Crop | Very Poor | Poor | Fair | Good | Excellent |
|---------------------|-----------|------|------|------|-----------|
| | % | % | % | % | % |
| Corn | 2 | 2 | 16 | 68 | 12 |
| Cotton | - | 2 | 12 | 78 | 8 |
| Hay, Alfalfa | - | - | 18 | 66 | 16 |
| Hay, Other | - | 5 | 35 | 57 | 3 |
| Peanuts | - | - | 10 | 82 | 8 |
| Soybeans | 1 | 3 | 16 | 70 | 10 |
| Tobacco, Burley | - | - | 26 | 68 | 6 |
| Tobacco, Fire-cured | - | - | 13 | 87 | - |
| Tobacco, Flue-cured | - | 3 | 23 | 69 | 5 |
| Pasture | 1 | 9 | 37 | 44 | 9 |
| Livestock | - | 2 | 20 | 65 | 13 |

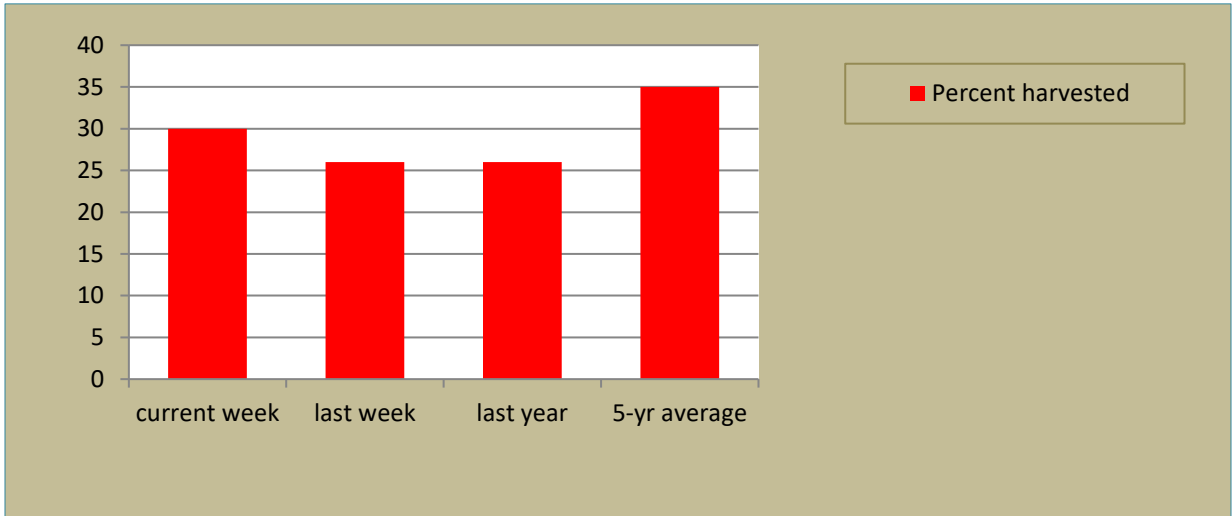
- Represents zero.

CROP PROGRESS for week ending 8/21/22

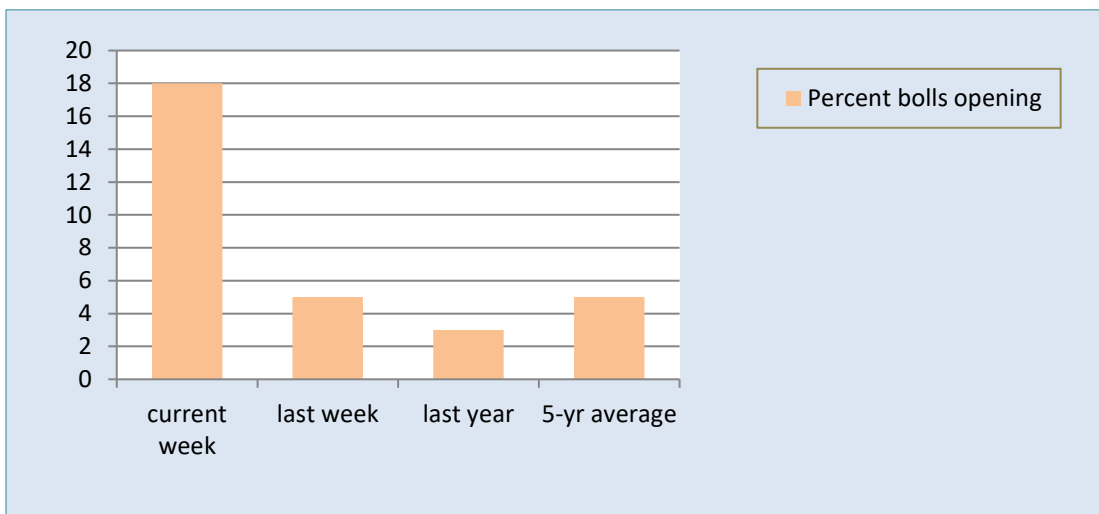
| Crop Stage | This Week | Last Week | Last Year | 5-Yr Avg |
|-------------------------------|-----------|-----------|-----------|----------|
| | % | % | % | % |
| Apples harvested | 30 | 26 | 26 | 35 |
| Corn dented | 85 | 72 | 63 | 69 |
| Corn mature | 41 | 27 | 21 | 23 |
| Corn for grain harvested | 2 | - | - | - |
| Corn for silage harvested | 44 | 26 | 35 | 33 |
| Cotton setting bolls | 99 | 93 | 87 | 90 |
| Cotton bolls opening | 18 | 5 | 3 | 5 |
| Soybeans blooming | 97 | 94 | 87 | 85 |
| Soybeans setting pods | 73 | 60 | 64 | 59 |
| Tobacco, Flue-cured harvested | 56 | 43 | 38 | 41 |

- Represents zero or data not available.

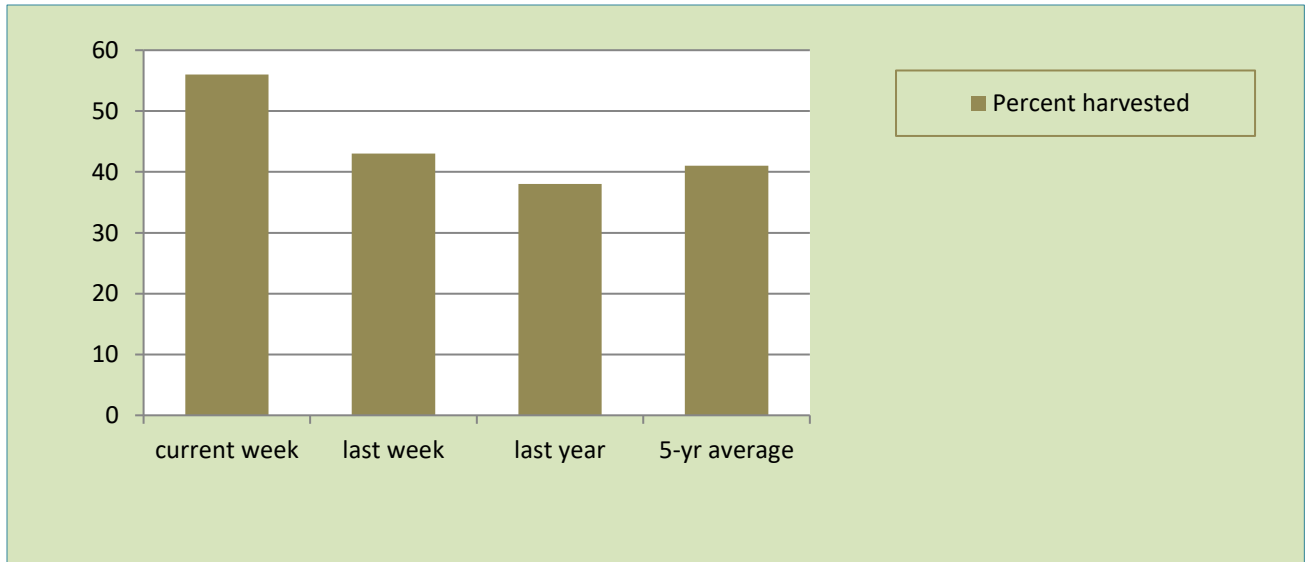
APPLES HARVESTED for week ending 8/21/22



COTTON BOLLS OPENING for week ending 8/21/22



TOBACCO FLUE-CURED HARVESTED for week ending 8/21/22



Weather Summary- For the week ending August 21, 2022

| City | Temperature | | | | Precipitation | | | | |
|-------------|-------------|----------|-----------|-------------------------|---------------|--------------|---------------------------|----------------------|---------------------------------|
| | Avg. high | Avg. low | Avg. mean | Avg. dep. from normal * | Last Week | Since June 1 | June 1 dep. from normal * | Jan. 1, 2022 to date | Jan. 1, 2022 dep. from normal * |
| Lynchburg | 80.7 | 63.0 | 71.9 | -2.6 | 1.40 | 13.88 | +3.6 | 32.81 | +5.0 |
| Norfolk | 82.3 | 68.4 | 75.4 | -3.7 | 0.23 | 8.42 | -6.2 | 27.02 | -4.8 |
| Richmond | 82.3 | 65.1 | 73.7 | -3.8 | 0.47 | 11.84 | -0.5 | 27.42 | -1.9 |
| Roanoke | 78.4 | 64.0 | 71.2 | -5.0 | 2.07 | 11.02 | -0.2 | 30.12 | +1.5 |
| Wash/Dulles | 83.0 | 62.3 | 72.6 | -3.1 | 0.12 | 10.08 | -0.7 | 27.26 | -0.8 |

*Normals value based on 1991-2020 normals data. Source: NOAA Southeast Regional Climate Center <https://www.sercc.com/>.