



Crop Progress and Condition

USDA, NASS, Virginia Field Office
Herman Ellison, State Statistician
601 W Broadway, Rm 645
Louisville, KY 40202
(502) 907-3250 or 1-800-928-5277
Homepage: <http://www.nass.usda.gov/va>

In Cooperation with:
U.S. Dept. of Commerce - NOAA
Virginia Tech
Virginia State University
Virginia Cooperative Extension Service
Virginia Department of Agriculture and Consumer Services

Released: September 19, 2022

Issue: 28-22

Agricultural News: Days suitable for fieldwork were 6.3. Weather conditions were warm with average high temperatures mostly in the lower 80s. Average lows were mostly in the upper 50s. Precipitation was down from the previous week. There are abnormally dry to severe drought conditions in the State. Farming activities for the week included cutting hay, harvesting corn for grain and silage, and planting cover crops.

SOIL MOISTURE for week ending 9/18/22

	Very Short	Short	Adequate	Surplus
	%	%	%	%
Topsoil	3	20	77	-
Subsoil	4	29	67	-

- Represents zero.

CROP CONDITIONS for week ending 9/18/22

Crop	Very Poor	Poor	Fair	Good	Excellent
	%	%	%	%	%
Corn	-	2	13	63	22
Cotton	-	3	15	76	6
Hay, Alfalfa	-	-	30	63	7
Hay, Other	1	6	35	51	7
Peanuts	-	3	20	74	3
Soybeans	1	10	33	52	4
Pasture	1	9	30	51	9

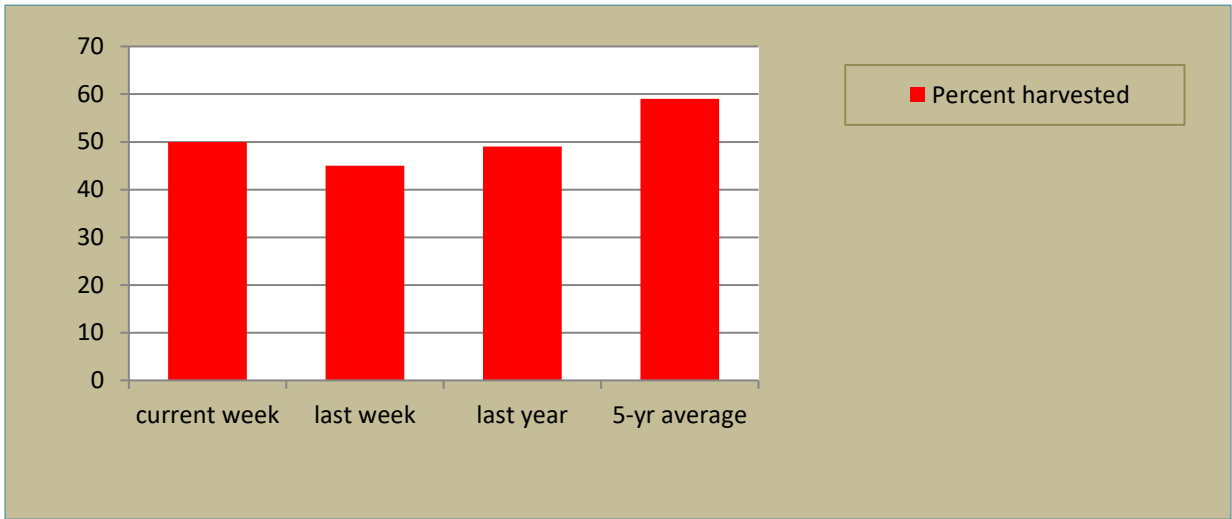
- Represents zero.

CROP PROGRESS for week ending 9/18/22

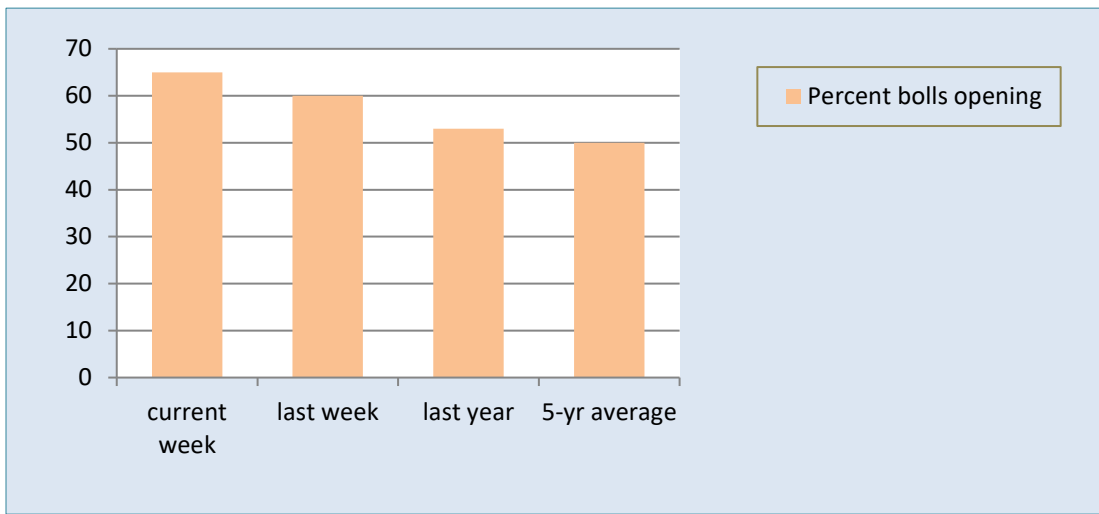
Crop Stage	This Week	Last Week	Last Year	5-Yr Avg
	%	%	%	%
Apples harvested	50	45	49	59
Barley planted	6	-	6	5
Corn mature	95	90	73	83
Corn for grain harvested	51	35	40	52
Corn for silage harvested	92	87	84	88
Cotton bolls opening	65	60	53	50
Peanuts harvested	1	-	3	4
Soybeans dropping leaves	30	22	24	22
Winter Wheat planted	14	6	4	4

- Represents zero or data not available.

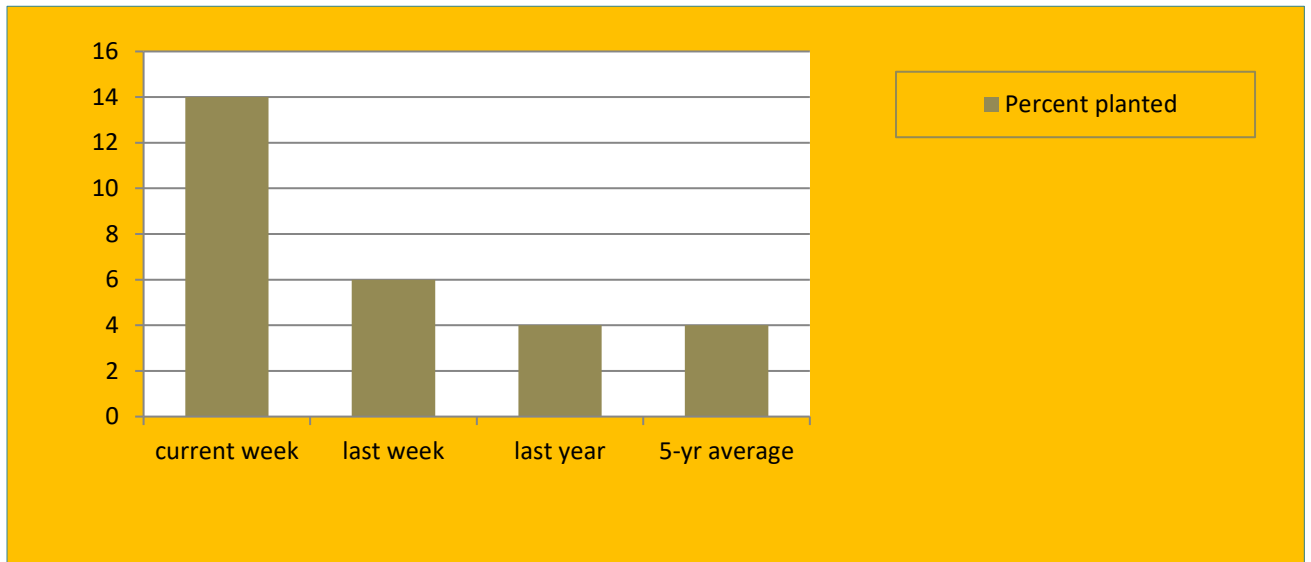
APPLES HARVESTED for week ending 9/18/22



COTTON BOLLS OPENING for week ending 9/18/22



WINTER WHEAT PLANTED for week ending 9/18/22



Weather Summary- For the week ending September 18, 2022

City	Temperature				Precipitation				
	Avg. high	Avg. low	Avg. mean	Avg. dep. from normal *	Last Week	Since Sept 1	Sept 1 dep. from normal *	Jan. 1, 2022 to date	Jan. 1, 2022 dep. from normal *
Lynchburg	83.0	57.0	70.0	+1.6	0.00	0.88	-1.4	34.08	+3.0
Norfolk	83.4	64.3	73.9	-0.5	0.02	0.19	-3.2	27.45	-9.5
Richmond	86.0	61.1	73.6	+2.0	0.01	0.37	-2.5	28.08	-5.8
Roanoke	82.0	58.0	70.0	+0.1	0.00	3.13	+0.7	33.25	+1.2
Wash/Dulles	82.3	58.7	70.5	+1.5	0.28	2.78	+0.5	30.24	-1.3

*Normals value based on 1991-2020 normals data. Source: NOAA Southeast Regional Climate Center <https://www.sercc.com/>.