



Crop Progress and Condition

USDA, NASS, Virginia Field Office
Herman Ellison, State Statistician
601 W Broadway, Rm 645
Louisville, KY 40202
(502) 907-3250 or 1-800-928-5277
Homepage: <http://www.nass.usda.gov/va>

In Cooperation with:
U.S. Dept. of Commerce - NOAA
Virginia Tech
Virginia State University
Virginia Cooperative Extension Service
Virginia Department of Agriculture and Consumer Services

Released: October 11, 2022

Issue: 31-22

Agricultural News: Days suitable for fieldwork were 5.8. Weather conditions were cool and dry. Average high temperatures were mostly in the upper 60s. Average lows were mostly in the 40s. Some areas had frost. There are abnormally dry to moderate drought conditions in the State. Farming activities for the week included planting small grains and harvesting corn, soybeans, and peanuts.

SOIL MOISTURE for week ending 10/09/22

	Very Short	Short	Adequate	Surplus
	%	%	%	%
Topsoil	-	12	87	1
Subsoil	-	28	71	1

- Represents zero.

CROP CONDITIONS for week ending 10/09/22

Crop	Very Poor	Poor	Fair	Good	Excellent
	%	%	%	%	%
Cotton	-	1	21	76	2
Hay, Alfalfa	-	3	35	59	3
Hay, Other	-	12	35	52	1
Peanuts	-	1	19	77	3
Soybeans	1	4	34	59	2
Pasture	2	12	42	42	2

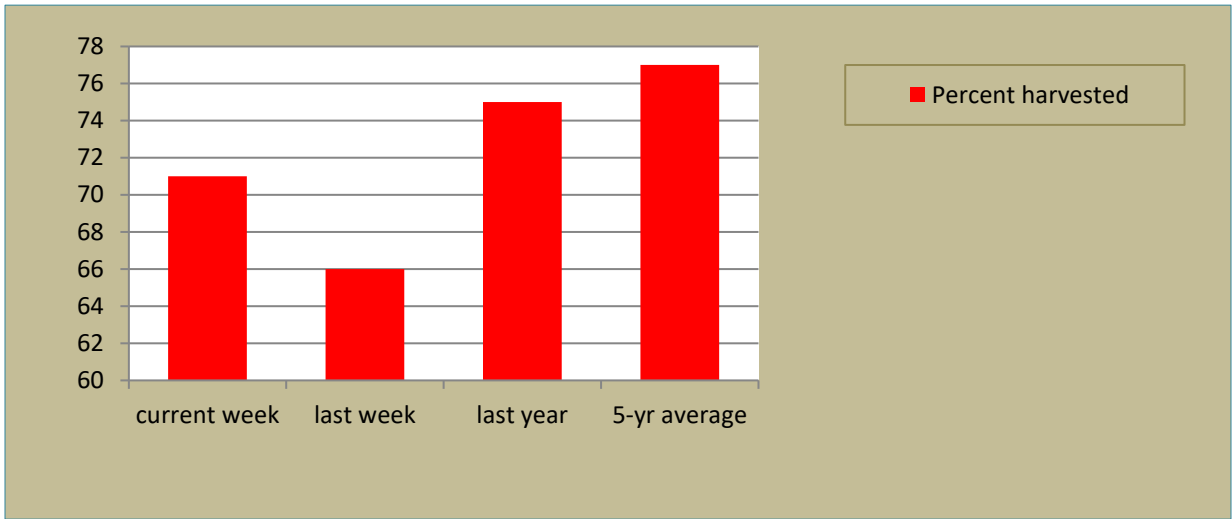
- Represents zero.

CROP PROGRESS for week ending 10/09/22

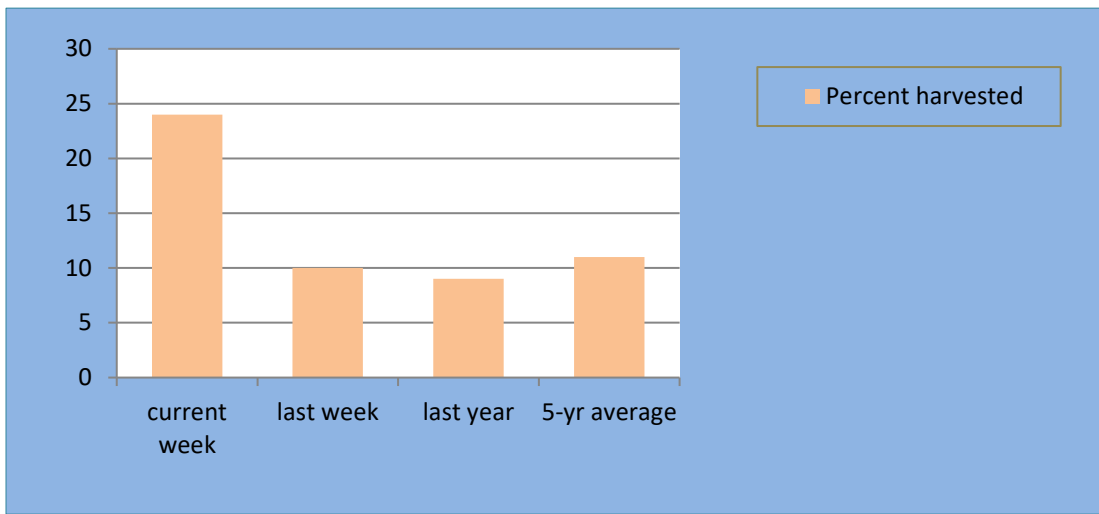
Crop Stage	This Week	Last Week	Last Year	5-Yr Avg
	%	%	%	%
Apples harvested	71	66	75	77
Barley planted	33	22	36	38
Corn for grain harvested	84	76	71	82
Cotton bolls opening	96	91	90	89
Cotton harvested	24	10	9	11
Peanuts harvested	58	42	46	41
Soybeans dropping leaves	70	55	65	63
Soybeans harvested	15	7	10	12
Winter Wheat planted	45	35	28	27

- Represents zero or data not available.

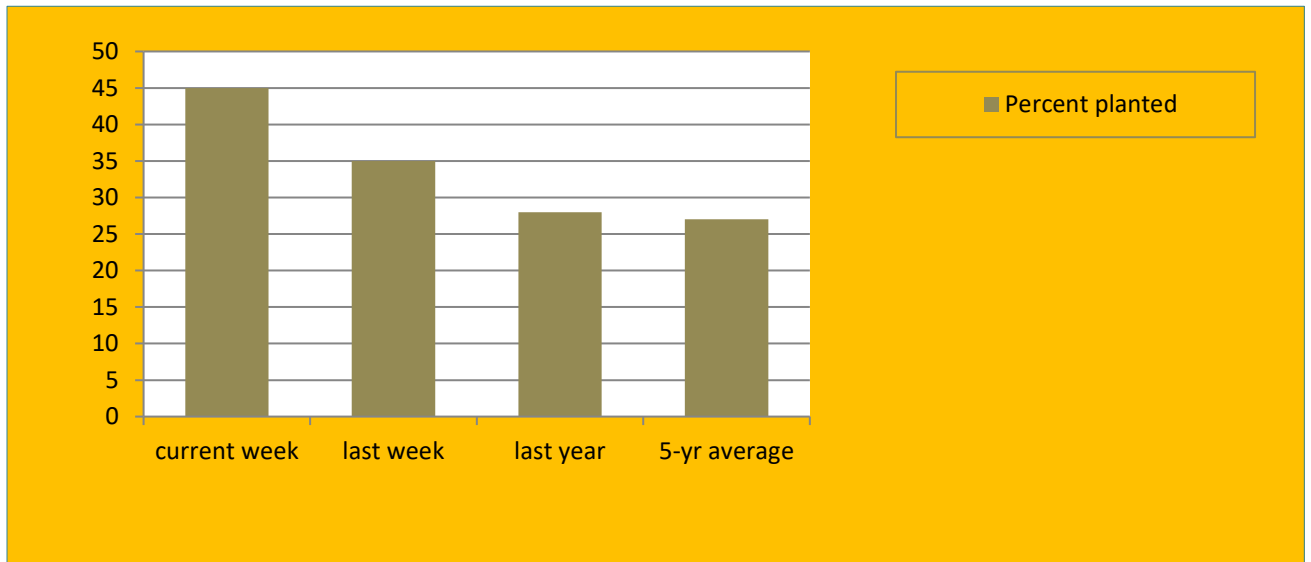
APPLES HARVESTED for week ending 10/09/22



COTTON HARVESTED for week ending 10/09/22



WINTER WHEAT PLANTED for week ending 10/09/22



Weather Summary- For the week ending October 9, 2022

City	Temperature				Precipitation				
	Avg. high	Avg. low	Avg. mean	Avg. dep. from normal *	Last Week	Since Sept 1	Sept 1 dep. from normal *	Jan. 1, 2022 to date	Jan. 1, 2022 dep. from normal *
Lynchburg	72.7	44.6	58.6	-2.0	0.00	2.41	-2.5	35.61	+1.9
Norfolk	66.4	52.7	59.6	-7.9	0.78	4.68	-1.9	31.94	-8.2
Richmond	68.0	47.4	57.7	-6.0	0.11	2.28	-3.4	29.99	-6.6
Roanoke	71.7	45.6	58.6	-3.9	0.00	6.31	+1.2	36.43	+1.7
Wash/Dulles	66.4	44.3	55.4	-5.0	0.39	4.69	-0.4	32.15	-2.1

*Normals value based on 1991-2020 normals data. Source: NOAA Southeast Regional Climate Center <https://www.sercc.com/>.