



Crop Progress and Condition

USDA, NASS, Virginia Field Office
Herman Ellison, State Statistician
601 W Broadway, Rm 645
Louisville, KY 40202
(502) 907-3250
Homepage: <http://www.nass.usda.gov/va>

In Cooperation with:
U.S. Dept. of Commerce - NOAA
Virginia Tech
Virginia State University
Virginia Cooperative Extension Service
Virginia Department of Agriculture and Consumer Services

Released: June 20, 2023

Issue: 15-23

Agricultural News: Days suitable for fieldwork were 6.3. Weather conditions were dry with scattered rain. There are abnormally dry and moderate drought conditions in the State. Many pastures are brown. Farming activities for the week included harvesting wheat, making hay, and cultivating tobacco.

SOIL MOISTURE for week ending 06/18/23

	Very Short	Short	Adequate	Surplus
	%	%	%	%
Topsoil	22	39	38	1
Subsoil	13	36	50	1

- Represents zero.

CROP CONDITIONS for week ending 06/18/23

Crop	Very Poor	Poor	Fair	Good	Excellent
	%	%	%	%	%
Barley	-	1	32	65	2
Corn	-	9	39	50	2
Cotton	-	-	2	97	1
Hay, Alfalfa	-	5	41	53	1
Hay, Other	1	16	48	35	-
Peanuts	-	-	2	97	1
Soybeans	-	3	32	64	1
Tobacco, Burley	-	-	12	85	3
Tobacco, Fire-cured	-	-	20	70	10
Tobacco, Flue-cured	-	-	20	68	12
Winter Wheat	-	1	18	79	2
Pasture	4	25	39	32	-

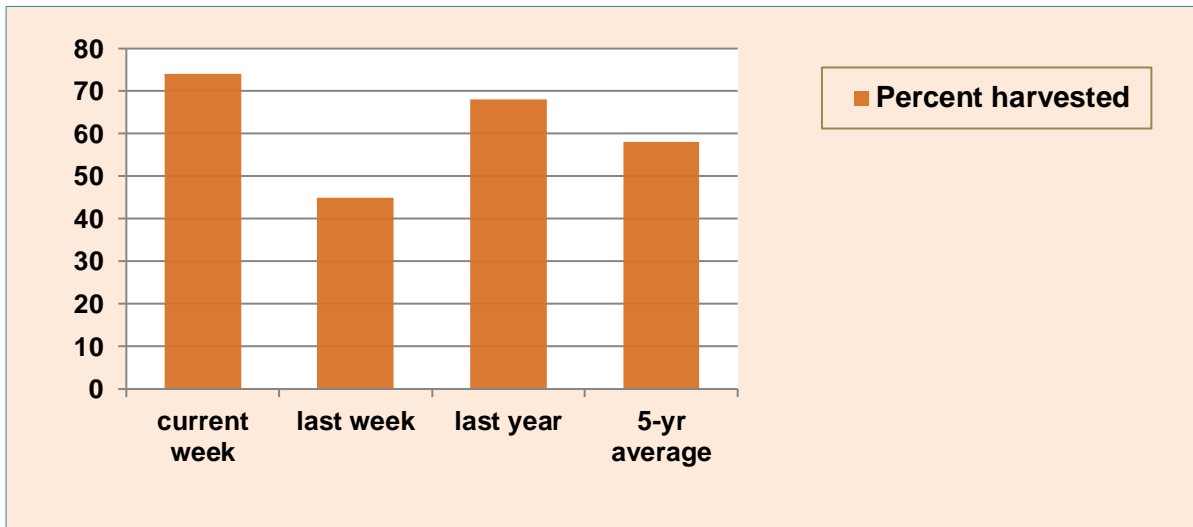
- Represents zero.

CROP PROGRESS for the week ending 06/18/23

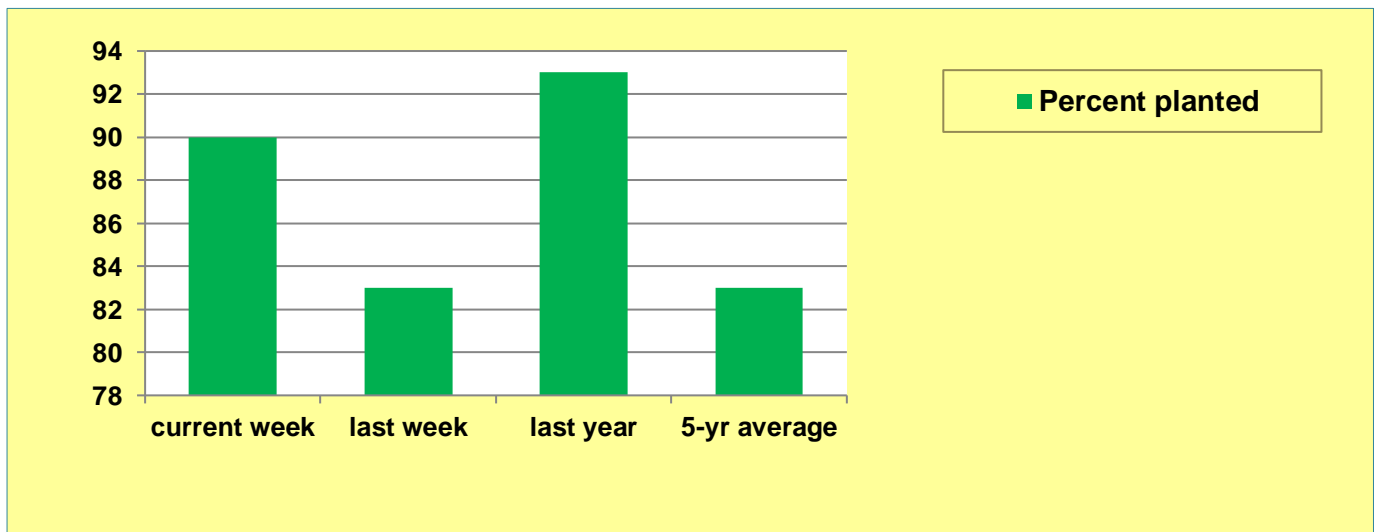
Crop Stage	This Week	Last Week	Last Year	5-Yr Avg
	%	%	%	%
Barley harvested for grain	74	45	68	58
Corn emerged	97	94	-	-
Cotton squaring	19	10	33	24
Soybeans planted	90	83	93	83
Soybeans emerged	72	63	83	70
Tobacco, Burley transplanted	90	83	97	-
Tobacco, Flue-cured transplanted	95	91	-	-
Winter Wheat harvested for grain	30	17	44	36

- Represents data not available or zero.

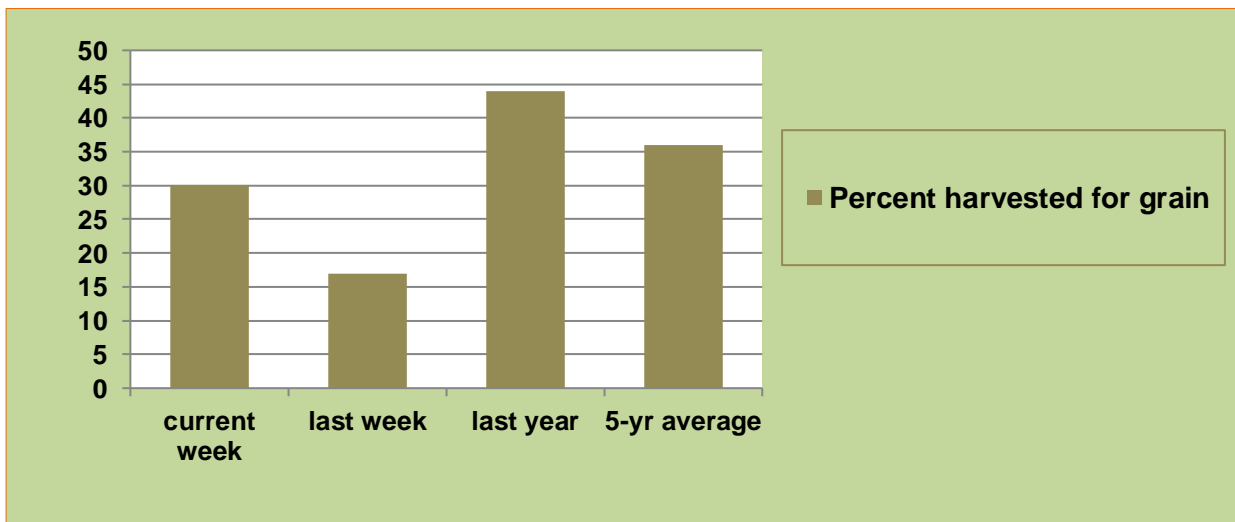
BARLEY HARVESTED FOR GRAIN for week ending 06/18/23



SOYBEANS PLANTED for week ending 06/18/23



WINTER WHEAT HARVESTED FOR GRAIN for week ending 06/18/23



Weather Summary- For the week ending June 18, 2023

City	Temperature				Precipitation				
	Avg. high	Avg. low	Avg. mean	Avg. dep. from normal *	Last Week	Since June 1	June 1 dep. from normal *	Jan. 1, 2023 to date	Jan. 1, 2023 dep. from normal *
Lynchburg	82.9	54.1	68.5	-3.5	0.30	0.35	-1.9	14.93	-4.9
Norfolk	83.9	66.6	75.2	-1.5	1.94	2.68	+0.0	16.97	-2.9
Richmond	84.6	61.0	72.8	-2.3	0.10	0.16	-2.6	14.84	-4.9
Roanoke	82.3	59.6	70.9	-2.9	0.09	0.23	-2.6	14.28	-5.9
Wash/Dulles	82.6	55.6	69.1	-3.4	0.25	0.25	-2.4	10.23	-9.6

*Normals value based on 1991-2020 normals data. Source: NOAA Southeast Regional Climate Center <https://www.sercc.com/>.