



Crop Progress and Condition

USDA, NASS, Virginia Field Office
Herman Ellison, State Statistician
601 W Broadway, Rm 645
Louisville, KY 40202
(502) 907-3250
Homepage: <http://www.nass.usda.gov/va>

In Cooperation with:
U.S. Dept. of Commerce - NOAA
Virginia Tech
Virginia State University
Virginia Cooperative Extension Service
Virginia Department of Agriculture and Consumer Services

Released: June 26, 2023

Issue: 16-23

Agricultural News: Days suitable for fieldwork were 2.8. Weather conditions were warm with rain. The steady rainfall helped crops and restored groundwater. There are abnormally dry to severe drought conditions in the State. Farming activities for the week included harvesting barley before the rains moved in.

SOIL MOISTURE for week ending 06/25/23

	Very Short	Short	Adequate	Surplus
	%	%	%	%
Topsoil	-	4	87	9
Subsoil	3	23	69	5

- Represents zero.

CROP CONDITIONS for week ending 06/25/23

Crop	Very Poor	Poor	Fair	Good	Excellent
	%	%	%	%	%
Corn	-	10	36	50	4
Cotton	-	-	1	98	1
Hay, Alfalfa	-	14	36	48	2
Hay, Other	1	18	43	38	-
Peanuts	-	-	-	100	-
Soybeans	-	3	41	55	1
Tobacco, Burley	-	-	19	81	-
Tobacco, Fire-cured	-	-	13	79	8
Tobacco, Flue-cured	-	9	23	63	5
Winter Wheat	-	4	24	70	2
Pasture	3	24	39	34	-

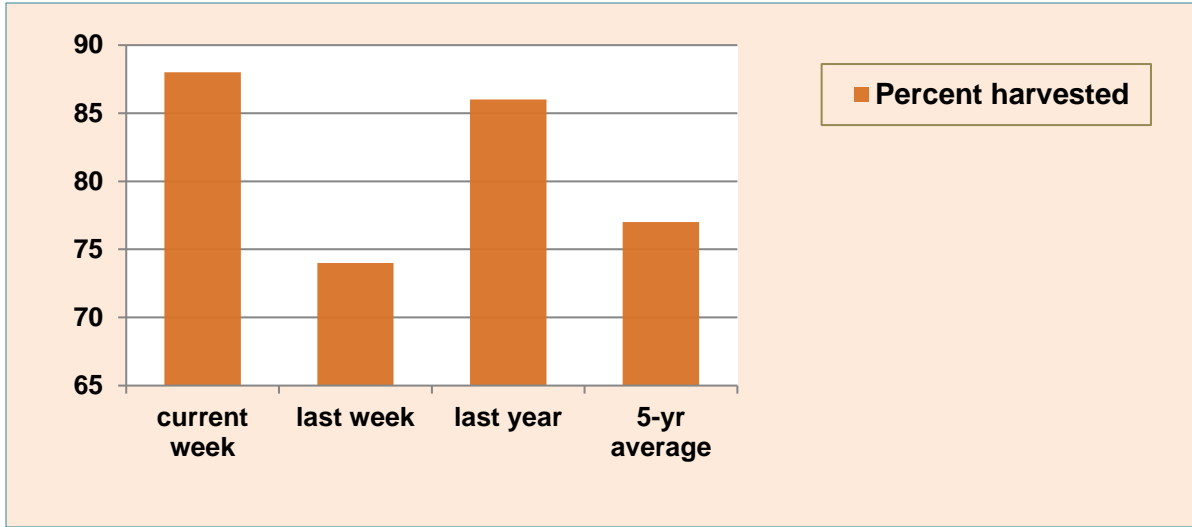
- Represents zero.

CROP PROGRESS for the week ending 06/25/23

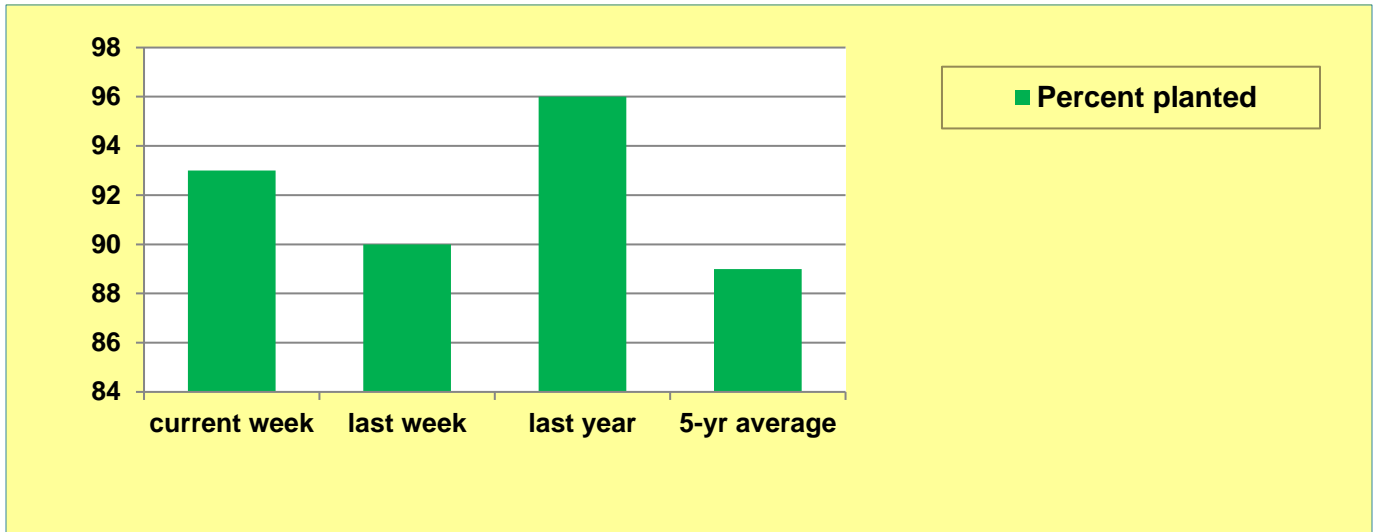
Crop Stage	This Week	Last Week	Last Year	5-Yr Avg
	%	%	%	%
Barley harvested for grain	88	74	86	77
Corn silking	10	-	21	14
Cotton squaring	37	19	47	36
Peanuts pegging	15	-	26	14
Soybeans planted	93	90	96	89
Soybeans emerged	81	72	88	79
Soybeans blooming	1	-	9	3
Tobacco, Burley transplanted	98	90	-	-
Winter Wheat harvested for grain	51	30	68	58

- Represents data not available or zero.

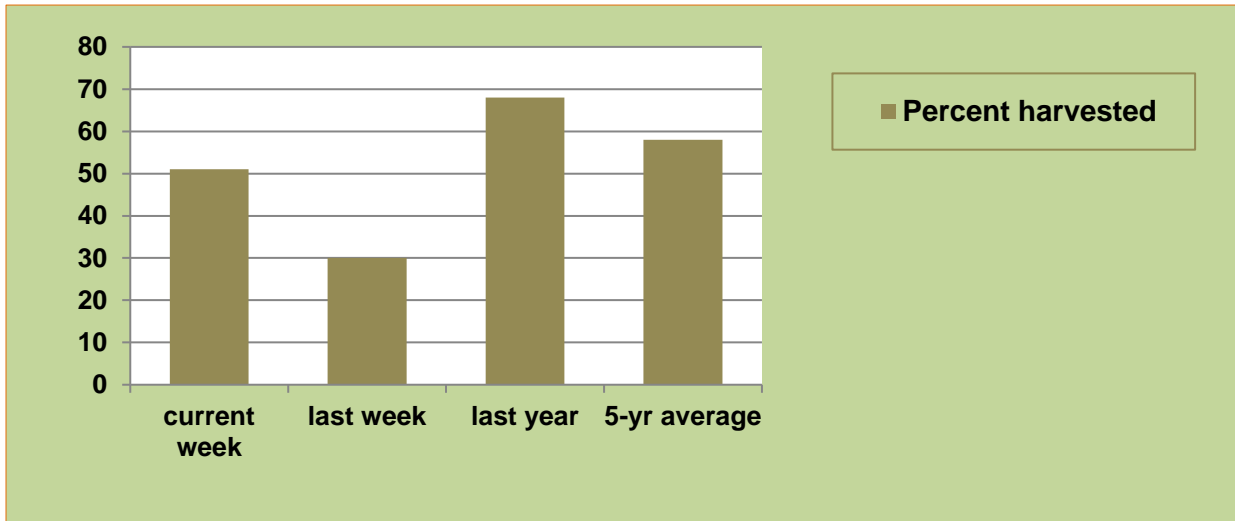
BARLEY HARVESTED FOR GRAIN for week ending 06/25/23



SOYBEANS PLANTED for week ending 06/25/23



WINTER WHEAT HARVESTED FOR GRAIN for week ending 06/25/23



Weather Summary- For the week ending June 25, 2023

City	Temperature				Precipitation				
	Avg. high	Avg. low	Avg. mean	Avg. dep. from normal *	Last Week	Since June 1	June 1 dep. from normal *	Jan. 1, 2023 to date	Jan. 1, 2023 dep. from normal *
Lynchburg	77.1	61.7	69.4	-4.2	3.87	4.22	+1.0	18.80	-2.0
Norfolk	81.3	69.4	75.4	-3.2	3.97	6.65	+3.0	20.94	+0.1
Richmond	81.0	66.3	73.6	-3.3	2.80	2.96	-0.9	17.64	-3.2
Roanoke	77.7	63.0	70.4	-5.1	3.79	4.02	+0.1	18.07	-3.2
Wash/Dulles	80.6	63.1	71.9	-2.5	1.36	1.61	-2.0	11.59	-9.2

*Normals value based on 1991-2020 normals data. Source: NOAA Southeast Regional Climate Center <https://www.sercc.com/>.