



Crop Progress and Condition

USDA, NASS, Virginia Field Office
Herman Ellison, State Statistician
601 W Broadway, Rm 645
Louisville, KY 40202
(502) 907-3250
Homepage: <http://www.nass.usda.gov/va>

In Cooperation with:
U.S. Dept. of Commerce - NOAA
Virginia Tech
Virginia State University
Virginia Cooperative Extension Service
Virginia Department of Agriculture and Consumer Services

Released: August 21, 2023

Issue: 24-23

Agricultural News: Days suitable for fieldwork were 6.6. Weather conditions were hot and dry with some spotty rain. Some pastures are brown. There are abnormally dry to moderate drought conditions in the State. Farming activities for the week included making hay and harvesting tobacco and corn for silage.

SOIL MOISTURE for week ending 08/20/23

	Very Short	Short	Adequate	Surplus
	%	%	%	%
Topsoil	19	22	53	6
Subsoil	17	23	58	2

- Represents zero.

CROP CONDITIONS for week ending 08/20/23

Crop	Very Poor	Poor	Fair	Good	Excellent
	%	%	%	%	%
Corn	8	11	24	47	10
Cotton	-	-	3	95	2
Hay, Alfalfa	11	15	40	28	6
Hay, Other	8	19	30	42	1
Pasture	12	19	31	33	5
Peanuts	-	-	3	96	1
Soybeans	6	8	21	60	5
Tobacco, Burley	-	15	16	64	5
Tobacco, Fire-cured	-	1	7	81	11
Tobacco, Flue-cured	-	4	18	62	16

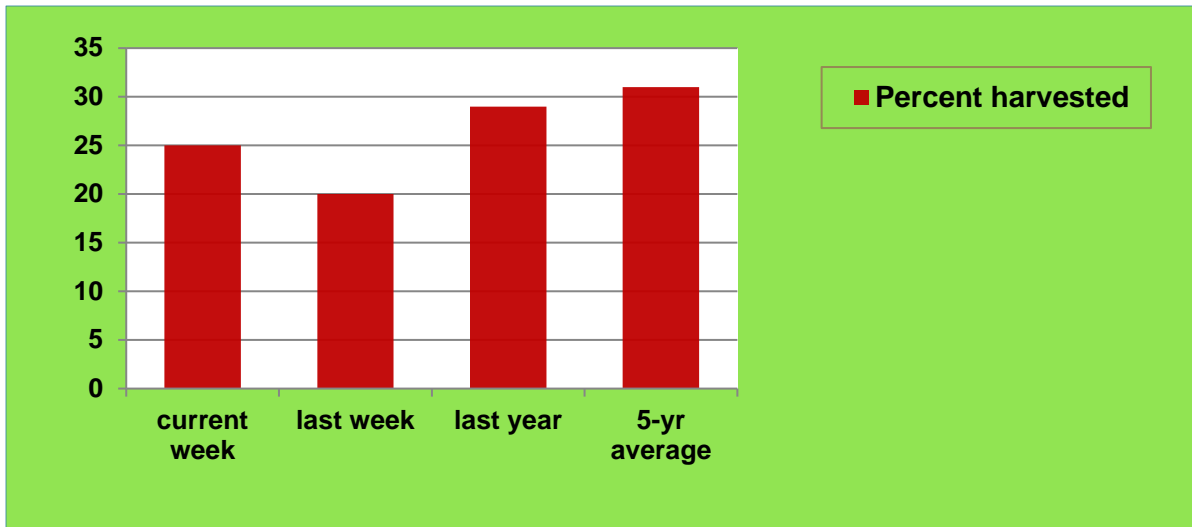
- Represents zero.

CROP PROGRESS for the week ending 08/20/23

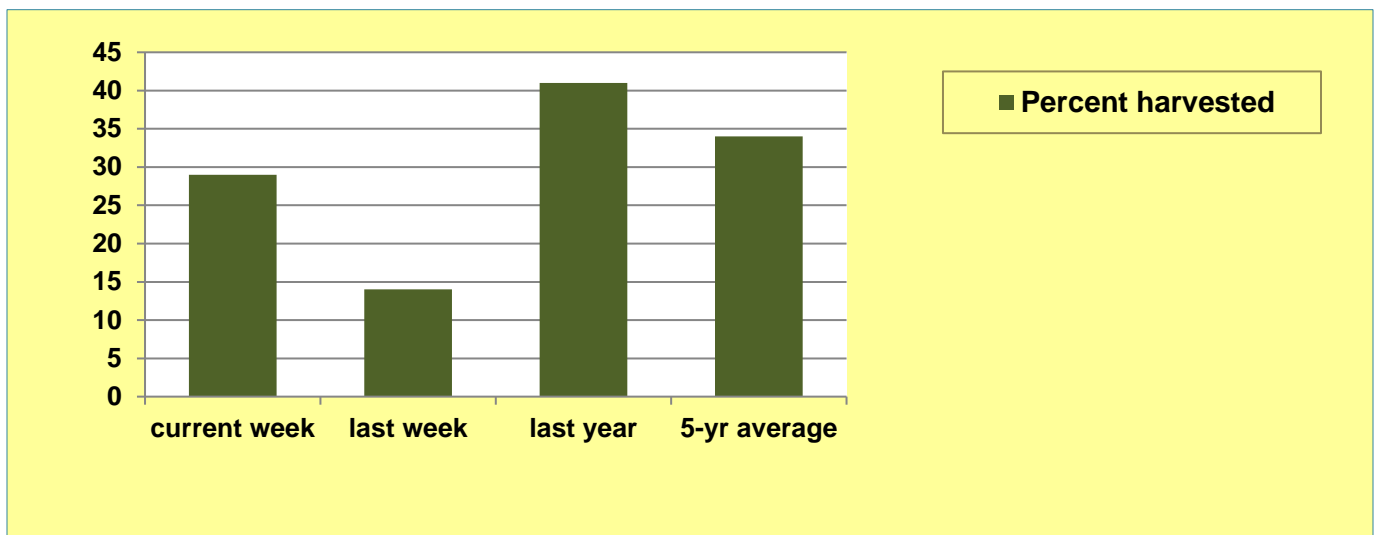
Crop Stage	This Week	Last Week	Last Year	5-Yr Avg
	%	%	%	%
Apples harvested	25	20	29	31
Corn dough	89	85	-	-
Corn dented	73	62	83	72
Corn mature	27	14	39	26
Corn for grain harvested	3	-	-	-
Corn for silage harvested	29	14	41	34
Cotton setting bolls	91	86	98	90
Cotton bolls opening	15	6	16	7
Soybeans blooming	88	82	97	87
Soybeans setting pods	67	55	71	61
Tobacco, Flue-cured harvested	46	39	54	43

- Represents data not available or zero.

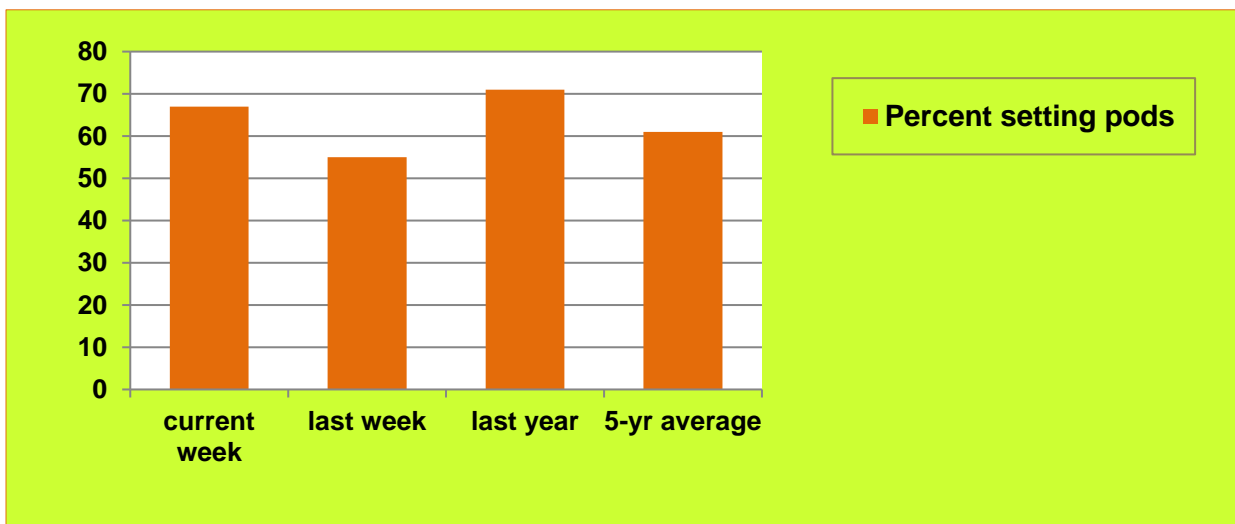
APPLES HARVESTED for week ending 08/20/23



CORN FOR SILAGE HARVESTED for week ending 08/20/23



SOYBEANS SETTING PODS for week ending 08/20/23



Weather Summary- For the week ending August 20, 2023

City	Temperature				Precipitation				
	Avg. high	Avg. low	Avg. mean	Avg. dep. from normal *	Last Week	Since June 1	June 1 dep. from normal *	Jan. 1, 2023 to date	Jan. 1, 2023 dep. from normal *
Lynchburg	86.0	61.4	73.7	-0.9	0.17	16.61	+6.5	31.19	+3.5
Norfolk	88.7	73.4	81.1	+1.9	1.63	20.72	+6.2	35.01	+3.4
Richmond	92.0	69.6	80.8	+3.2	0.00	11.21	-0.9	25.89	-3.3
Roanoke	88.6	63.7	76.1	-0.2	0.22	10.61	-0.5	24.66	-3.8
Wash/Dulles	89.4	64.0	76.7	+0.8	0.60	9.23	-1.5	19.21	-8.8

*Normals value based on 1991-2020 normals data. Source: NOAA Southeast Regional Climate Center <https://www.sercc.com/>.