



Crop Progress and Condition

USDA, NASS, Virginia Field Office
Herman Ellison, State Statistician
601 W Broadway, Rm 645
Louisville, KY 40202
(502) 907-3250
Homepage: <http://www.nass.usda.gov/va>

In Cooperation with:
U.S. Dept. of Commerce - NOAA
Virginia Tech
Virginia State University
Virginia Cooperative Extension Service
Virginia Department of Agriculture and Consumer Services

Released: September 16, 2024

Issue: 28-24

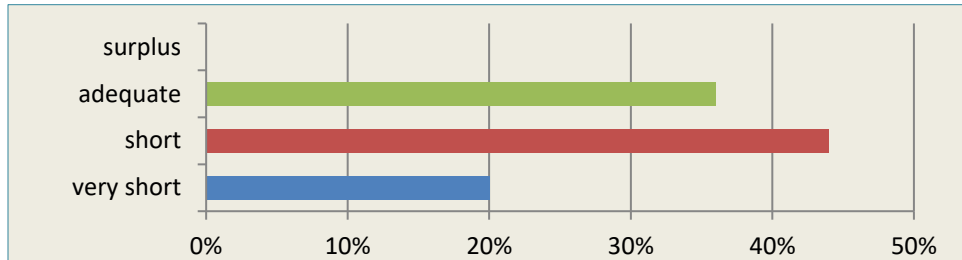
Agricultural News: Days suitable for fieldwork were 6.5. Weather conditions were very dry with no precipitation. Average high temperatures were mostly in the upper 70s. There are abnormally dry to severe drought conditions in the State. Farming activities for the week included making hay, planting small grain crops, and harvesting apples, corn, cotton, and peanuts.

SOIL MOISTURE for week ending 9/15/24

	Very Short	Short	Adequate	Surplus
	%	%	%	%
Topsoil	20	44	36	-
Subsoil	19	43	37	1

- Represents zero.

TOPSOIL MOISTURE for week ending 9/15/24



CROP CONDITIONS for week ending 9/15/24

Crop	Very Poor	Poor	Fair	Good	Excellent
	%	%	%	%	%
Corn	31	36	22	11	-
Cotton	-	8	27	64	1
Hay, Alfalfa	2	29	38	27	4
Hay, Other	11	28	36	24	1
Pasture	18	32	30	19	1
Peanuts	-	-	15	76	9
Soybeans	7	10	30	49	4

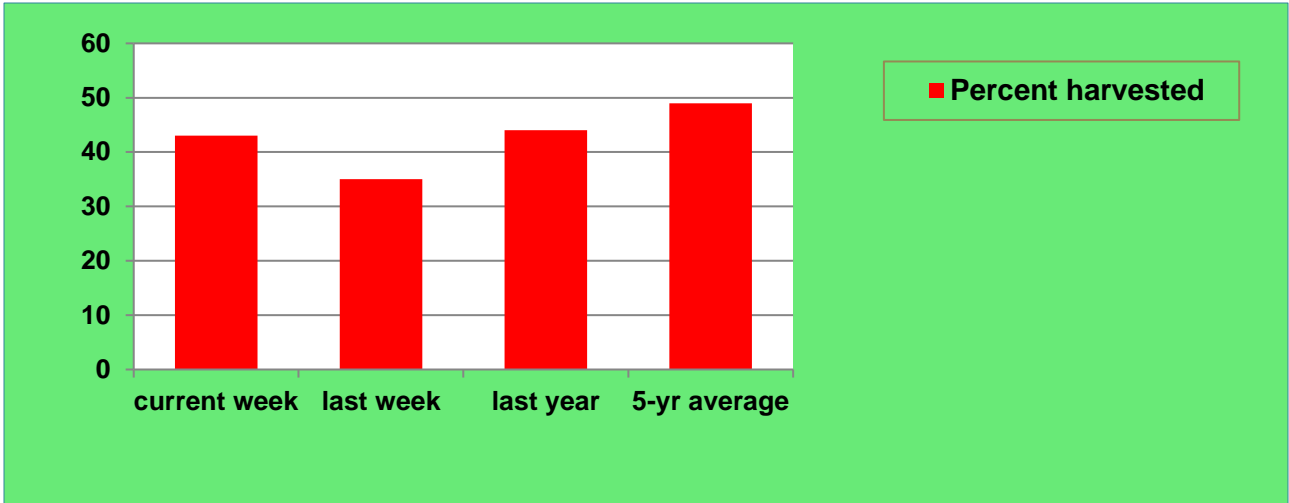
- Represents zero.

CROP PROGRESS for week ending 9/15/24

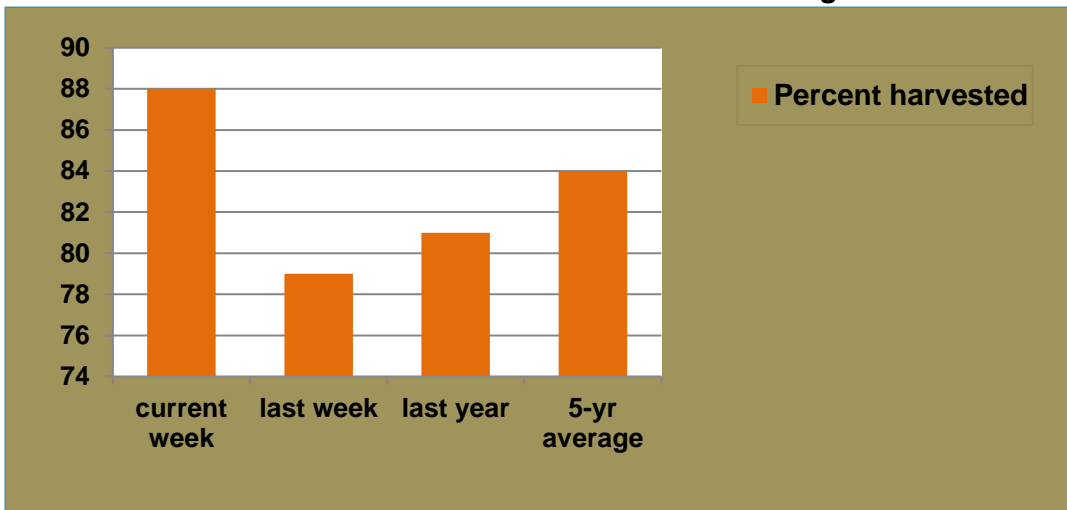
Crop Stage	This Week	Last Week	Last Year	5-Yr Avg
	%	%	%	%
Apples harvested	43	35	44	49
Barley planted	13	3	6	3
Corn mature	84	74	84	81
Corn for grain harvested	40	27	47	45
Corn for silage harvested	88	79	81	84
Cotton bolls opening	63	52	62	52
Cotton harvested	1	-	1	-
Peanuts harvested	1	-	2	2
Soybeans dropping leaves	24	14	19	20
Winter Wheat planted	9	1	6	5

- Represents zero or data not available.

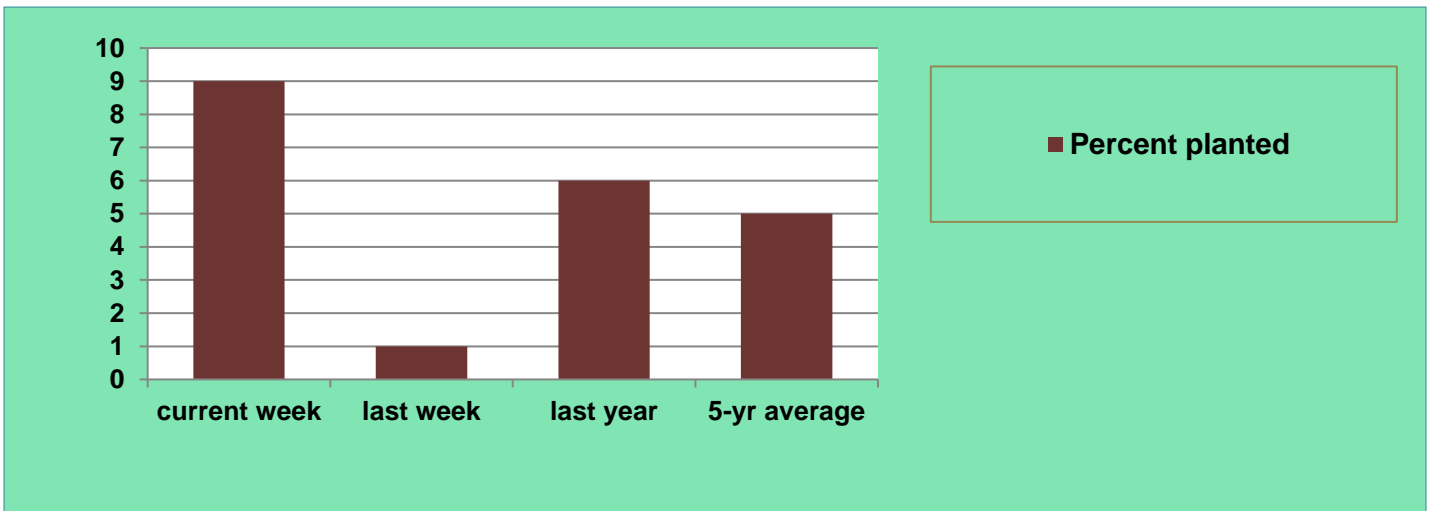
APPLES HARVESTED for week ending 9/15/24



CORN FOR SILAGE HARVESTED for week ending 9/15/24



WINTER WHEAT PLANTED for week ending 9/15/24



Weather Summary- For the week ending September 15, 2024

City	Temperature				Precipitation				
	Avg. high	Avg. low	Avg. mean	Avg. dep. from normal *	Last Week	Since Sept. 1	Sept. 1 dep. from normal *	Jan. 1, 2024 to date	Jan. 1, 2024 dep. from normal *
Lynchburg	79.9	55.7	67.8	-1.5	0.00	0.00	-1.9	30.54	-0.1
Norfolk	78.9	65.3	72.1	-3.1	0.00	1.51	-1.4	41.85	+5.4
Richmond	83.1	59.9	71.5	-1.0	0.00	0.07	-2.4	39.90	+6.5
Roanoke	79.7	55.3	67.5	-3.3	0.00	0.00	-2.0	25.79	-5.8
Wash/Dulles	82.7	53.4	68.1	-2.0	0.00	0.00	-1.9	25.78	-5.3

*Normals value based on 1991-2020 normals data. Source: NOAA Southeast Regional Climate Center <https://www.sercc.com/>.
Drought information can be found at <https://droughtmonitor.unl.edu/CurrentMap/StateDroughtMonitor.aspx?VA>.