

# 2001 Virginia Equine Report

Published December 2002

**Compiled by**  
**VIRGINIA AGRICULTURAL STATISTICS SERVICE**

PO Box 1659  
RICHMOND, VA 23218-1659  
(804) 771-2493

<http://www.nass.usda.gov/va/>

Steven Manheimer, *State Statistician*  
David Mueller, *Deputy State Statistician*  
Kimberly Foard, *Survey Coordinator*

*Issued Cooperatively By*



VIRGINIA  
DEPARTMENT OF AGRICULTURE  
& CONSUMER SERVICES  
J. Carlton Courter, III, Commissioner



NATIONAL AGRICULTURAL  
STATISTICS SERVICE  
U.S. DEPARTMENT OF AGRICULTURE  
Ronald Bosecker, Administrator  
Joseph T. Reilly, Deputy Administrator, Field Operations

## **Acknowledgments**

We extend a special thanks to the equine operations, owners and everyone else who voluntarily provided basic data used to prepare the statistics compiled in this publication. We also want to thank members of the Virginia Horse Industry Board and other association members throughout Virginia who helped review materials used for this project. The help and assistance of Sarah Hoffman is also truly appreciated. Cover photos courtesy of Eric Miller, Virginia Farm Bureau and Linda Lee Wilkes, Buckingham County.

# Table of Contents

Equine Survey Highlights ..... 3-4  
 Virginia District Map ..... 5  
 Equine Inventory and Number of Operations by District ..... 5  
 Equine Inventory, Number Sold, and Value of Sales by District ..... 6  
 Number of Equine Sold and Total Value of Equine Sales by District Charts ..... 6  
 Equine Inventory and Total Value by District ..... 7  
 Equine Inventory and Total Value by District Charts ..... 7  
 Equine Inventory and Value by District and County ..... 8  
 Equine Inventory Distribution Map ..... 8  
 Equine Inventory and Total Value by Breed ..... 9  
 Inventory Number and Percent of Total Equine Chart ..... 9  
 Total Value and Percent of Total Value Chart ..... 9  
 Equine Inventory by District and Breed ..... 10  
 Equine Inventory by Primary Usage and District ..... 11  
 Equine Number by Primary Usage and Percent of Total Chart ..... 11  
 Inventory by Primary Usage and Breed ..... 12  
 Equine Trail Riding Participation ..... 12  
 Equine Expenditures and Percent of Total ..... 13  
 Equine Expense Charts ..... 14

**Individual Breed Summaries:**

American Saddlebred ..... 15  
 Appaloosa ..... 16  
 Arabian ..... 17  
 Belgian ..... 18  
 Hanovarian ..... 19  
 Miniature Horse ..... 20  
 Morgan ..... 21  
 Paint ..... 22  
 Paso Fino ..... 23  
 Percheron ..... 24  
 Quarter Horse ..... 25  
 Standardbred ..... 26  
 Tennessee Walker ..... 27  
 Thoroughbred ..... 28  
 Donkeys and Mules ..... 29  
 Ponies ..... 30

Survey Definitions ..... 31  
 Survey Methodology ..... 32-33

## VIRGINIA AGRICULTURAL STATISTICS SERVICE PUBLICATION ORDER FORM

*All Reports Are Free to Virginia Farmers, Agribusinesses Who Provide Data to this Office, the News Media, Federal, State, and Local Governments, and Educational Institutions.*

**If you qualify for a FREE subscription, mail, or fax this form to:**

Virginia Agricultural Statistics Service  
 P.O. Box 1659  
 Richmond, VA 23218-1659  
**FAX:** (804) 771-2651

**Otherwise, Mail This Form To:** U.S. Department of Agriculture

Agricultural Statistics Board Publications  
 Room 5829, South Building  
 Washington, D.C. 20250-2000

**Complete name and address information, check the report(s) below and enclose this form with check or money order made payable to USDA-NASS.**

Name \_\_\_\_\_ Phone ( ) \_\_\_\_\_  
 Company \_\_\_\_\_  
 Address \_\_\_\_\_  
 City \_\_\_\_\_ State \_\_\_\_\_ Zip Code \_\_\_\_\_

**ANNUAL SUBSCRIPTION FEE**

**CHECK APPROPRIATE BOX:** Domestic Foreign

**(912) CROPS AND LIVESTOCK:** ..... **\$10.00 \$12.50**

Published semi-monthly. Summarizes all major reports. Topics include crop acreage and production, livestock inventories and production, agricultural prices, and statistics for many other agricultural commodities.

**(911) CROP-WEATHER:** ..... **\$12.00 \$15.00**

**(611) WEEKLY BROILERS:** ..... **\$15.00 \$18.75**

**(921) ANNUAL BULLETIN:** ..... **No Charge**

Published annually in September. A complete summary of state and county agricultural statistics.

# Equine Survey Highlights, 2001

This report is the first comprehensive study conducted by either the Virginia Department of Agriculture and Consumer Services or U.S.D.A.'s National Agricultural Statistics Service covering Virginia's Equine Industry. Decision and policy makers at all levels of government and industry are encouraged to use this publication as it clearly illustrates the economic significance of equine in Virginia. Thousands of jobs depend on the vitality of Virginia's equine industry. Equine is a major source of tourism and generates substantial revenue to the Commonwealth. The equine industry provides a variety of recreational opportunities for both equine enthusiasts and the general public. The information that follows includes basic statistics on equine inventory, sales, value, primary usage and expenditures.

**INVENTORY:** The 2001 Virginia Equine Survey indicated there was an estimated 170,000 equine of all types on June 1, 2001. These 170,000 equine were located on 29,000 operations throughout the Commonwealth. The top five breeds and counties based on inventory were:

Breeds	Number	County	Number
1 - Thoroughbreds	36,300	1 - Loudoun	15,800
2 - Quarter Horses	32,500	2 - Fauquier	13,700
3 - Arabian and Anglo Arabian	12,000	3 - Albemarle	7,000
4 - Ponies (all types)	10,500	4 - Augusta	5,000
5 - Tennessee Walker	9,700	5 - Bedford	4,600

**VALUE AND SALES OF EQUINE:** The value of all equine in Virginia as of June 1, 2001 was \$1.46 billion or \$8,599 per equine. The Hanoverian breed had the highest average value at \$21,703 per head followed by Thoroughbreds at \$21,430 per head.

There were 12,800 equine sold in 2001, representing sales value of nearly \$99.4 million. These sales place equine as Virginia's 7<sup>th</sup> largest agricultural commodity based on cash receipts. More than 60 percent of the total sales value occurred in the Northern District of the State.

**EQUINE BY PRIMARY USE:** Trail riding/pleasure was by far the most predominant use of equine in 2001 followed by breeding. Respondents indicated that 45 percent of their equine were primarily for trail riding and pleasure purposes. Breeding usage accounted for 19 percent of all equine. Other uses included competition/show (17%), racing/racing stock (7%), and other uses (12%).

**EQUINE EXPENDITURES:** Virginia equine operations spent a total of nearly \$505 million during 2001 caring for equine. Total expenses per equine averaged \$2,969 and total expenses per operation averaged \$17,406. The top five expense categories were:

Expense Category	Dollars
1 - Equipment Purchases	\$60,878,000
2 - Paid Labor Expenses	\$57,404,000
3 - Feed and Bedding Expenses	\$55,185,000
4 - Equine Purchases	\$50,391,000
5 - Capital Improvements	\$35,679,000

# Equine Survey Highlights, 2001

Below is a table providing a quick reference of some basic statistics from the survey.

## Equine Survey Highlights, 2001

Categories	Number	Total Value	Average Per Equine
<b>Equine Inventory and Value By District and State</b>			
		<i>-dollars-</i>	<i>-dollars-</i>
Northern	60,500	\$795,090,000	\$13,142
Western	14,300	\$64,266,000	\$4,494
Central	37,900	\$328,235,000	\$8,661
Eastern	9,500	\$63,317,000	\$6,665
Southwestern	28,000	\$87,235,000	\$3,116
Southern	8,000	\$35,139,000	\$4,392
Southeastern	11,800	\$88,567,000	\$7,506
<b>State Total</b>	<b>170,000</b>	<b>\$1,461,849,000</b>	<b>\$8,599</b>
<b>Equine Operations By District and State</b>			
Northern	8,800		
Western	2,600		
Central	6,800		
Eastern	1,200		
Southwestern	5,900		
Southern	1,900		
Southeastern	1,800		
<b>State Total</b>	<b>29,000</b>		
<b>Equine Expenditures By Category and State</b>			
Equine Purchased		\$50,391,000	---
Other Purchases and Upkeep		\$334,186,000	\$1,966
Equine Related Activities		\$27,126,000	\$160
Labor Expenses		\$57,404,000	\$338
Capital Improvements		\$35,679,000	\$210
<b>State Total</b>		<b>\$504,786,000</b>	<b>\$2,969</b>

## Survey Methodology Continued

The sampling rates varied. Farms and equine places were sampled at a lower rate than the commercial and other types of equine establishments. The data was collected similar to phase I. There were two mailings conducted. After the second mailing, telephone reminder calls were made to all respondents who had not returned a questionnaire. Trained interviewers asked respondents to please return their questionnaires and offered assistance to them if they needed help. After the telephone reminder phase was completed, face-to-face interviews were attempted for all commercial establishments. Data collection was completed by July 2002.

**AREA SURVEY PHASE:** In June 2002, trained interviewers were provided a sample of 288 land segments. These interviewers screened these land segments and asked all land operators how many equine were located on their operation regardless of ownership. The names of these equine operations were matched against the names included in phase I and those that did not match were expanded for and included in the total equine estimates. The equine from this survey phase accounted for those that were not on our list of operations from phase I.

**SUMMARIZATION:** All questionnaires were manually reviewed before being computer edited and summarized. The data from the 288 area segments were expanded and added to the list expansions after eliminating any operations that were already on the list. This resulted in a multi-frame indicator, which was the basis for estimating the total number of equine in Virginia. Summary results from the first phase of the survey were used to set county level estimates and the estimates for breeds and primary usage. The summary process for phase II was similar to the phase I procedures. The results of the survey's second phase provided the basis for setting expenditure estimates.

**RESULTS:** Estimates from a sample survey will vary depending upon the units selected in the sample. The variations in the expansions are measured by the relative error of the estimate which is the estimate divided by the statistical sampling error. The relative error gives an indication of the confidence that can be assigned to the survey expansions. Statistically, this survey was designed to estimate the equine population at the State level. The relative error for the total number of equine was 15 percent. The relative error for sub-state and other estimates included in the report generally was in the 15-25 percent range.

## SURVEY METHODOLOGY

**PURPOSE:** The chief purpose of the 2001 Virginia Equine Survey was to provide basic descriptive statistics to measure the size of Virginia's equine industry. The Virginia Department of Agriculture and Consumer Services and the United States Department of Agriculture had never completed a comprehensive survey of Virginia's equine industry and their was significant interest to measure the size and scope of the industry.

**DESIGN:** The survey was designed in a manner to insure reliable coverage of all places with equine. To qualify to complete a questionnaire you must have had equine located on land you operated in Virginia. That is, you made the day-to-day decisions for the equine located on a particular piece of land. Equine owners that had no land associated with them were not part of the sample population. Their equine were reported by the operator of the land where those equine were placed.

A comprehensive list of all equine operations was compiled from many different sources. A list of nearly 20,000 names was developed and used as the sample population. To compensate for any incompleteness in the list, a land area sample consisting of 288 segments of land was selected. Each land segment was sampled with a known probability of selection so that equine could be expanded to cover the entire population of interest. Most of the segments were approximately one square mile (640 acres) in size and were canvassed for equine. Names of all persons with equine inside the segment were matched against the list of 20,000 names. The equine in segments for those persons not found on the list were expanded to give a measure of incompleteness of the list. This is known as multi-frame sampling.

**METHODOLOGY:** Phase I: In the first phase of the survey, questionnaires were mailed in December 2001 to all persons on the list of operations. We also did a second mailing to all non-respondents in February 2002. Those that did not respond after two mailings were also contacted by telephone. After the telephone phase was completed, we also completed a limited amount of face-to-face interviews. Below is a summary of response rates.

Number In Sample	19,869
Number of Questionnaires With Usable Data	8,120
Percent Usable	40.9%

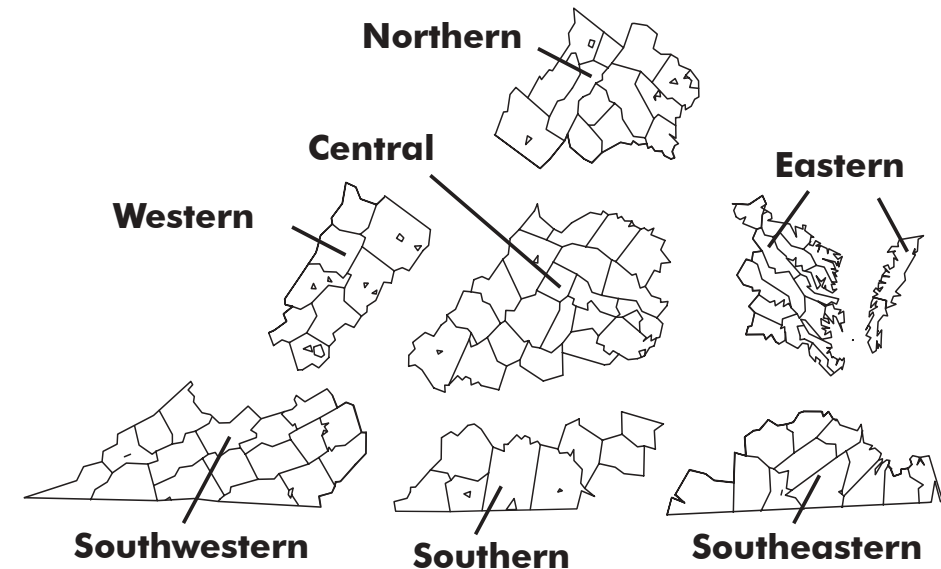
The questionnaire used for the first survey phase included questions about the number of equine by breed and county, the total value of each breed on their operation on June 1, equine sold and value of sales, and primary usage. This first survey phase provided two benefits. First, we were able to estimate important basic statistics on Virginia's equine industry. Second, we were able to stratify the responses by size and type of place in order to sub-sample these operations for the important economic phase of the survey.

Phase II: After completing the first survey phase, a stratified systematic sample of 2,607 names were selected from operations who responded to the survey's first phase. These 2,607 operations were used as the sample for the economic survey phase. The economic survey was used to collect and estimate the expenses associated with caring for equine in Virginia. Questions on assets, hired labor, and gross income was also asked to aid other researchers who will look into the total economic impact of the Virginia equine industry.

Respondents were assigned to one of five groups or strata. The table below shows the sampling information and response rates from this economic survey phase.

Strata	Number In Sample	Number Of Usable Questionnaires	Percent Usable
Commercial Boarding, Training, Riding or Show/Event Facility	912	443	48.6%
Commercial or Private Breeding or Breeding Service Place	814	409	50.3%
Farm	556	333	59.9%
A Place to Keep Equine	182	93	51.1%
Other Establishments	143	67	46.9%
<b>Total Sample</b>	<b>2,607</b>	<b>1,345</b>	<b>51.6%</b>

## Equine Summary Statistics, 2001



Northern	Western	Central	Eastern	Southwestern	Southern	Southeastern
Clarke	Alleghany	Albemarle	Accomack	Bland	Charlotte	Brunswick
Culpeper	Augusta	Amelia	Charles City	Buchanan	Franklin	Dinwiddie
Fairfax	Bath	Amherst	Essex	Carroll	Halifax	Greensville
Fauquier	Botetourt	Appomattox	Gloucester	Dickenson	Henry	Isle Of Wight
Frederick	Craig	Bedford	James City	Floyd	Lunenburg	Mecklenburg
Loudoun	Highland	Buckingham	King & Queen	Giles	Nottoway	Prince George
Madison	Roanoke	Campbell	King George	Grayson	Patrick	Southampton
Page	Rockbridge	Caroline	King William	Lee	Pittsylvania	Surry
Prince William		Chesterfield	Mathews	Montgomery		Sussex
Rappahannock		Cumberland	Middlesex	Pulaski		Chesapeake
Rockingham		Fluvanna	New Kent	Russell		Virginia Beach
Shenandoah		Goochland	Northumberland	Scott		
Stafford		Greene	Richmond	Smyth		
Warren		Hanover	Westmoreland	Tazewell		
		Henrico		Washington		
		Louisa		Wise		
		Nelson		Wythe		
		Orange				
		Powhatan				
		Prince Edward				
		Spotsylvania				

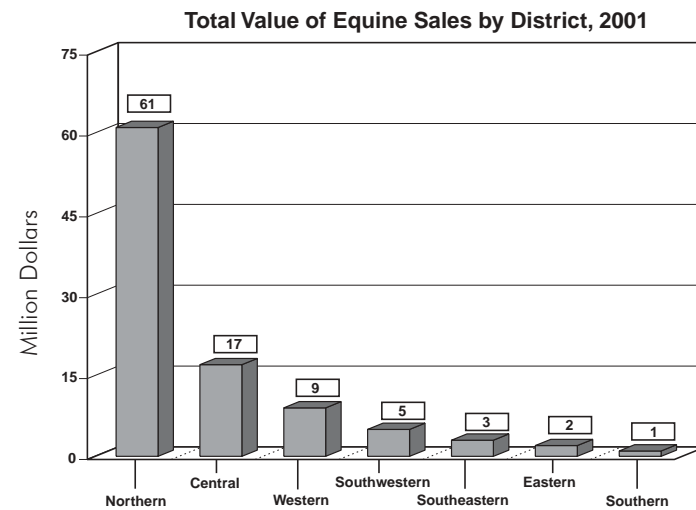
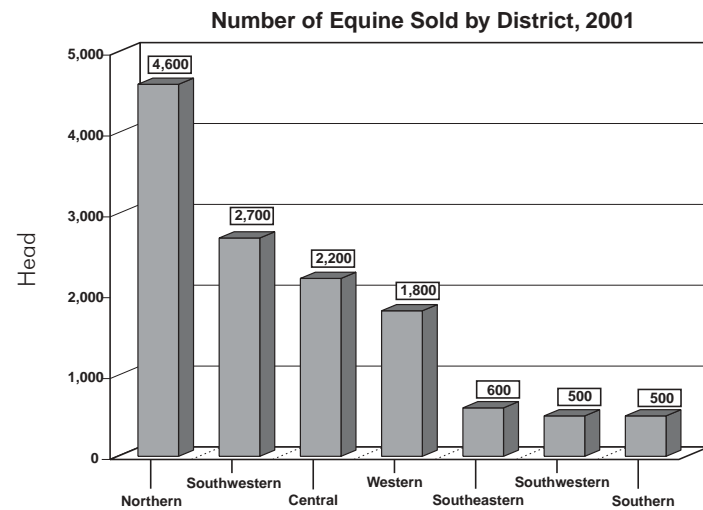
### Equine Inventory and Number of Operations by District, 2001

District	Equine Inventory	Number of Operations <sup>1/</sup>	Average Equine Per Operation
		-number-	
Northern	60,500	8,800	6.9
Western	14,300	2,600	5.5
Central	37,900	6,800	5.6
Eastern	9,500	1,200	7.9
Southwestern	28,000	5,900	4.7
Southern	8,000	1,900	4.2
Southeastern	11,800	1,800	6.6
<b>State Total</b>	<b>170,000</b>	<b>29,000</b>	<b>5.9</b>

<sup>1/</sup> Operation defined as a place where equine, regardless of ownership, are physically located and cared for.

## Equine Inventory, Number Sold, and Value of Sales by District, 2001

District	Equine Inventory -number-	Number Sold -number-	Total Value of Sales -dollars-	Avg. Value Per Equine -dollars-
Northern	60,500	4,600	\$61,112,000	\$13,285
Western	14,300	1,800	\$9,353,000	\$5,196
Central	37,900	2,200	\$17,313,000	\$7,870
Eastern	9,500	500	\$1,639,000	\$3,278
Southwestern	28,000	2,700	\$5,271,000	\$1,952
Southern	8,000	500	\$1,458,000	\$2,916
Southeastern	11,800	600	\$3,242,000	\$5,403
<b>State Total</b>	<b>170,000</b>	<b>12,800</b>	<b>\$99,388,000</b>	<b>\$7,765</b>



## SURVEY DEFINITIONS

**Brood Mares:** A female that is being kept primarily for breeding. For donkeys, this would be a Breeding Jennet, sometimes spelled *Jenny*.

**Competition:** Primarily used for showing, jumping, steeplechasing, etc.

**Equine:** Horses, ponies, mules, donkeys, or burros.

**Inventory Value:** The price one would pay to purchase their equine in today's market.

**Miniature:** Any horse 8.2 hands (34 inches) or under. Some Miniature Breeds have smaller height requirements. (A hand equals four inches).

**Operation:** A place where equine, regardless of ownership, are physically located and cared for. In the case of owners who board their equine, the boarding stable would be considered the operation.

**Other Equine Uses:** Equine used for farm work, hunting, driving, training, retired horses, companion animals, dressage, therapeutic riding, and rescue/police work. Also, foals whose future use had not yet been determined.

**Pleasure/Trail Riding:** Primarily used for pleasure and trail riding and other recreational uses.

**Pony:** Any mature horse generally less than 14.2 hands (58 inches).

**Primary Usage:** The category where the horse provided the most important service to the operation or individual.

**Stallions:** A male that is being kept primarily for breeding. For donkeys, this would be a Breeding Jack.



# Ponies

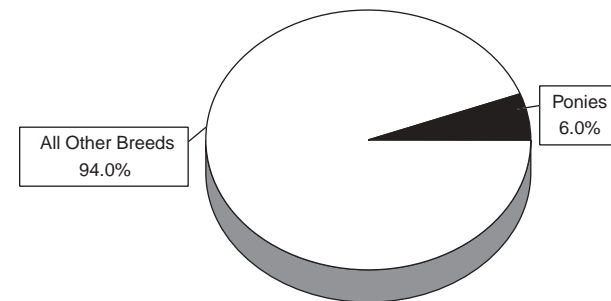
Ponies are used for everything from pulling carts and being pack animals, to competing in hunter/jumper contests. The most common uses today are light harness, showing, and riding by children. They usually range in size from 9.2 hands (38 inches) to 14.2 hands (58 inches) and commonly weigh from 300 to 850 pounds when mature. Ponies are not to be confused with miniatures, which are less than 8.2 hands (34 inches).

## Ponies: Inventory, Value and Primary Use, 2001

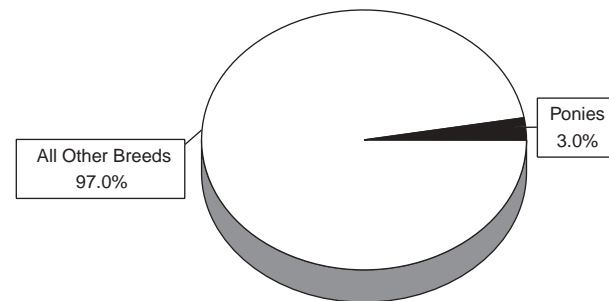
Total Inventory	Total Value	Average Value Per Head	Primary Usage					
			Trail Riding/ Pleasure	Competition/ Show	Breeding		Racing/ Racing Stock	Other Uses <sup>1/</sup>
					Mares	Stallions		
-number-	-dollars-	-dollars-	-number-					
10,500	\$44,274,000	\$4,217	5,200	2,600	1,300	*	*	1,100

<sup>1/</sup> Other includes uses such as hunting, young stock, farm work, driving, training, retired, companion animal, dressage, therapeutic riding, and rescue/police use.  
\* Breeds with less than 500 head are unpublished but included in "Inventory" totals.

**Ponies:**  
Percent of Total Equine Inventory, 2001



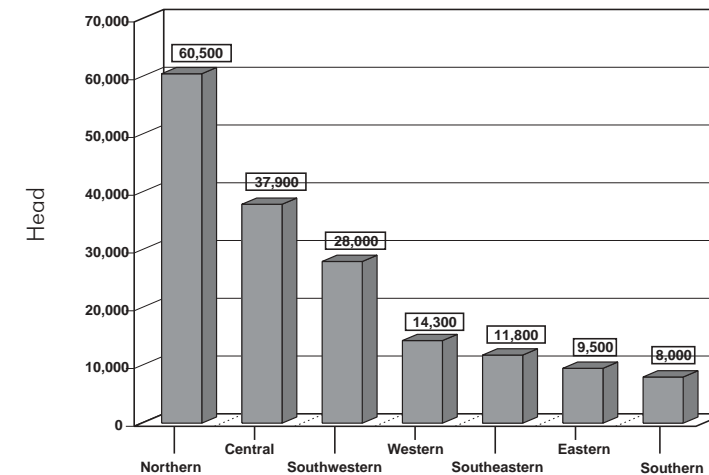
**Ponies:**  
Percent of Total Equine Value, 2001



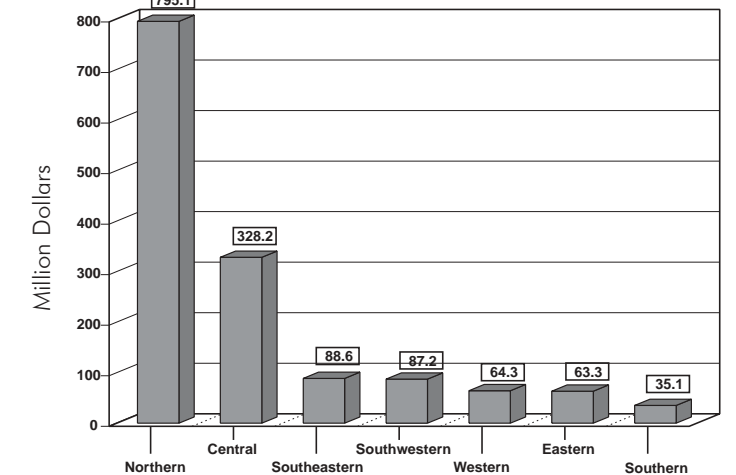
## Equine Inventory and Total Value by District, 2001

District	Equine Inventory	Total Value	Avg. Value per Equine
	-number-	-dollars-	-dollars-
Northern	60,500	\$795,090,000	\$13,142
Western	14,300	\$64,266,000	\$4,494
Central	37,900	\$328,235,000	\$8,661
Eastern	9,500	\$63,317,000	\$6,665
Southwestern	28,000	\$87,235,000	\$3,116
Southern	8,000	\$35,139,000	\$4,392
Southeastern	11,800	\$88,567,000	\$7,506
<b>State Total</b>	<b>170,000</b>	<b>\$1,461,849,000</b>	<b>\$8,599</b>

Equine Inventory By District, 2001



Total Value of Equine By District, 2001



# Donkeys and Mules

## Equine Inventory and Value By District and County, 2001

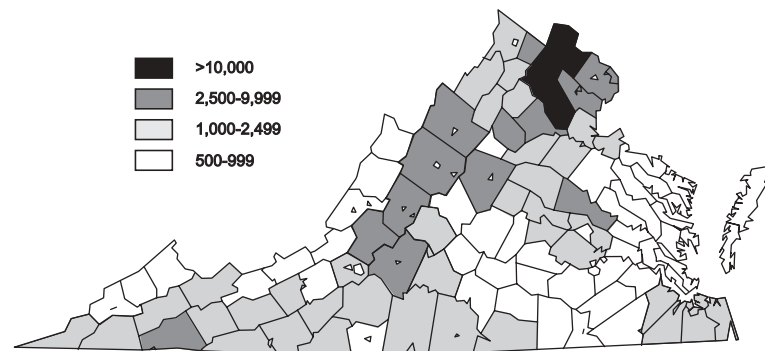

	Equine Inventory <sup>1/</sup>	Total Value	Average Value Per Equine	Equine Inventory <sup>1/</sup>	Total Value	Average Value Per Equine
	-number-	-dollars-	-dollars-	-number-	-dollars-	-dollars-
<b>Northern</b>						
Clarke	4,400	\$70,289,000	\$15,975	Gloucester	900	\$5,457,000
Culpepper	3,300	\$41,915,000	\$12,702	King George	1,000	\$5,753,000
Fairfax	3,000	\$27,878,000	\$9,293	Other Counties	7,600	\$52,107,000
Fauquier	13,700	\$226,083,000	\$16,502	<b>District Total</b>	<b>9,500</b>	<b>\$63,317,000</b>
Frederick	2,000	\$15,245,000	\$7,623	<b>Southwestern</b>		
Loudoun	15,800	\$294,671,000	\$18,650	Bland	900	\$1,689,000
Madison	2,500	\$17,761,000	\$7,104	Carroll	2,200	\$3,853,000
Page	1,000	\$5,770,000	\$5,770	Floyd	1,800	\$4,486,000
Prince William	3,900	\$37,113,000	\$9,516	Giles	900	\$2,474,000
Rappahannock	2,000	\$12,690,000	\$6,345	Grayson	2,100	\$3,600,000
Rockingham	4,500	\$18,458,000	\$4,102	Lee	1,400	\$2,738,000
Shenandoah	2,000	\$8,616,000	\$4,308	Montgomery	3,200	\$14,052,000
Stafford	1,300	\$6,991,000	\$5,378	Pulaski	1,200	\$4,441,000
Warren	1,100	\$11,610,000	\$10,555	Russell	1,900	\$6,339,000
<b>District Total</b>	<b>60,500</b>	<b>\$795,090,000</b>	<b>\$13,142</b>	Scott	1,600	\$5,687,000
<b>Western</b>						
Augusta	5,000	\$23,672,000	\$4,734	Smyth	1,300	\$3,461,000
Botetourt	2,500	\$10,138,000	\$4,055	Tazewell	2,300	\$6,362,000
Roanoke	1,400	\$6,508,000	\$4,649	Washington	4,000	\$16,339,000
Rockbridge	3,400	\$15,576,000	\$4,581	Wythe	2,300	\$8,549,000
Other Counties	2,000	\$8,372,000	\$4,186	Other Counties	900	\$3,165,000
<b>District Total</b>	<b>14,300</b>	<b>\$64,266,000</b>	<b>\$4,494</b>	<b>District Total</b>	<b>28,000</b>	<b>\$87,235,000</b>
<b>Central</b>						
Albemarle	7,000	\$90,886,000	\$12,984	Charlotte	500	\$1,582,000
Amelia	600	\$3,489,000	\$5,815	Franklin	1,600	\$8,801,000
Amherst	1,300	\$6,081,000	\$4,678	Halifax	1,000	\$3,527,000
Bedford	4,600	\$24,966,000	\$5,427	Henry	600	\$2,463,000
Buckingham	600	\$3,058,000	\$5,097	Patrick	1,000	\$3,437,000
Campbell	1,000	\$4,297,000	\$4,297	Pittsylvania	2,100	\$11,595,000
Caroline	900	\$6,024,000	\$6,693	Other Counties	1,200	\$3,734,000
Chesterfield	1,700	\$13,923,000	\$8,190	<b>District Total</b>	<b>8,000</b>	<b>\$35,139,000</b>
Fluvanna	1,300	\$10,981,000	\$8,447	<b>Southeastern</b>		
Goochland	2,400	\$23,111,000	\$9,630	Dinwiddie	900	\$7,863,000
Hanover	4,000	\$35,286,000	\$8,822	Isle of Wight	1,300	\$13,018,000
Henrico	1,000	\$9,139,000	\$9,139	Mecklenburg	1,300	\$6,801,000
Louisa	1,500	\$12,975,000	\$8,650	Chesapeake City	1,800	\$12,688,000
Nelson	800	\$7,038,000	\$8,798	Suffolk City	1,800	\$10,087,000
Orange	2,300	\$21,208,000	\$9,221	Virginia Beach City	2,300	\$23,738,000
Powhatan	2,100	\$17,457,000	\$8,313	Other Counties	2,400	\$14,372,000
Spotsylvania	2,100	\$17,845,000	\$8,498	<b>District Total</b>	<b>11,800</b>	<b>\$88,567,000</b>
Other Counties	2,700	\$20,471,000	\$7,582	<b>State Total</b>		
<b>District Total</b>	<b>37,900</b>	<b>\$328,235,000</b>	<b>\$8,661</b>	<b>170,000</b>	<b>\$1,461,849,000</b>	<b>\$8,599</b>

<sup>1/</sup> Counties with less than 500 head and/or 50 reports are unpublished but included in "District Total".

### Top Five Counties

#### State Total 170,000

Loudoun	15,800
Fauquier	13,700
Albemarle	7,000
Augusta	5,000
Bedford	4,600



Many people like to own these fine animals for their wonderful personalities and their fine pet qualities. There is probably no more adorable baby in the animal world than the little donkey with its long ears and long legs, sweet face and fuzzy coat. There are many uses for donkeys such as sheep protection, halter breaking, foal and stable companion, handicapped riding programs, and work. In the United States some common uses of donkeys are recreational riding animals in donkey and mule shows.

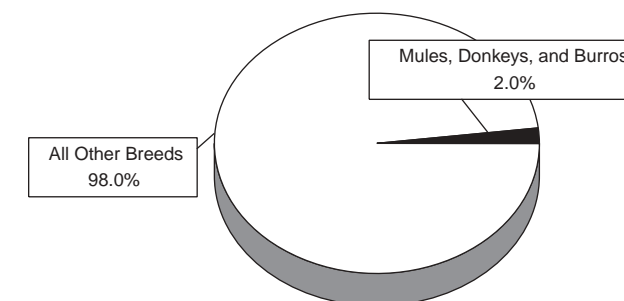
Donkeys are used for mule breeding in the United States. Mammoth Jacks are used with draft horse mares to produce draft mules. Mammoth and Large Standard Jacks are used to produce riding mules. Standard and miniature jacks are bred with ponies and miniature mares to produce miniature mules for driving and pets. Mule breeding is a very popular use for donkeys.

## Donkeys and Mules: Inventory, Value and Primary Use, 2001

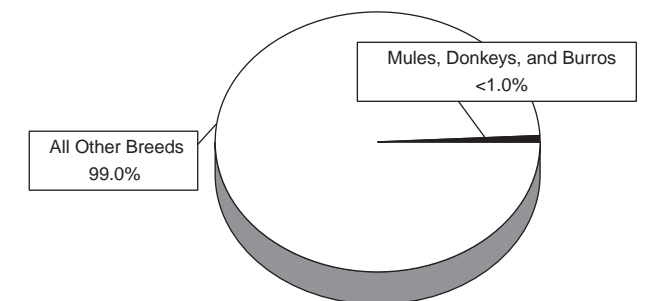
Total Inventory	Total Value	Average Value Per Head	Primary Usage					
			Trail Riding/ Pleasure	Competition/ Show	Breeding		Racing/ Racing Stock	Other Uses <sup>1/</sup>
					Mares	Stallions		
-number-	-dollars-	-dollars-	-number-					
3,900	\$2,540,000	\$651	2,400	*	600	*	*	600

<sup>1/</sup> Other includes uses such as hunting, young stock, farm work, driving, training, retired, companion animal, dressage, therapeutic riding, and rescue/police use.  
\* Breeds with less than 500 head are unpublished but included in "Inventory" totals.

Mules, Donkeys, and Burros:  
Percent of Total Equine Inventory, 2001



Mules, Donkeys, and Burros:  
Percent of Total Equine Value, 2001





# Thoroughbred

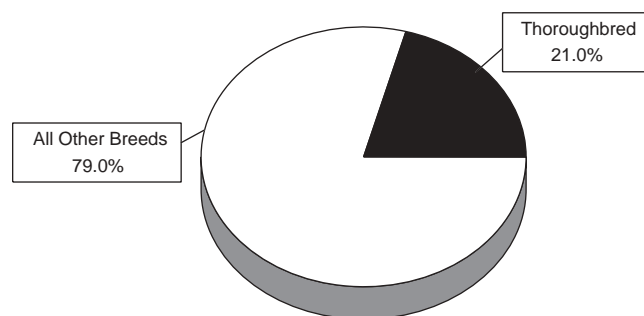
The Thoroughbred is a breed of light horse more properly known as the English running horse. As its name implies, it was the first pedigreed, or "thoroughbred" horse. It originated in England from a cross between an Arabian horse and a Turkish horse and has since been exported around the world. Fastest of all horses, it can maintain a speed of 45 miles per hour for a distance of more than a mile. Taking into consideration both speed and endurance, it is considered by some to be the swiftest creature in existence. The Thoroughbred has held undisputed reign as king of horse racing and is also preeminent in the hunt, the steeplechase, and polo. Its temperament is racy and nervous. Thoroughbreds average over 16 hands (64 in./160 cm) in height, weigh around 1,100 pounds (500 kg), and have a leggy appearance. They may be any color but usually have white markings.

## Thoroughbred: Inventory, Value and Primary Use, 2001

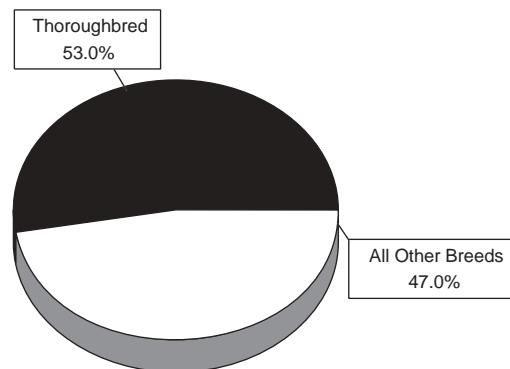
Total Inventory	Total Value	Average Value Per Head	Primary Usage					
			Trail Riding/ Pleasure	Competition/ Show	Breeding		Racing/ Racing Stock	Other Uses <sup>1/</sup>
					Mares	Stallions		
-number-	-dollars-	-dollars-	-number-					
36,300	\$777,927,000	\$21,430	7,400	6,700	5,300	*	11,600	4,900

<sup>1/</sup> Other includes uses such as hunting, young stock, farm work, driving, training, retired, companion animal, dressage, therapeutic riding, and rescue/police use.  
\* Breeds with less than 500 head are unpublished but included in "Inventory" totals.

**Thoroughbred:**  
Percent of Total Equine Inventory, 2001



**Thoroughbred:**  
Percent of Total Equine Value, 2001

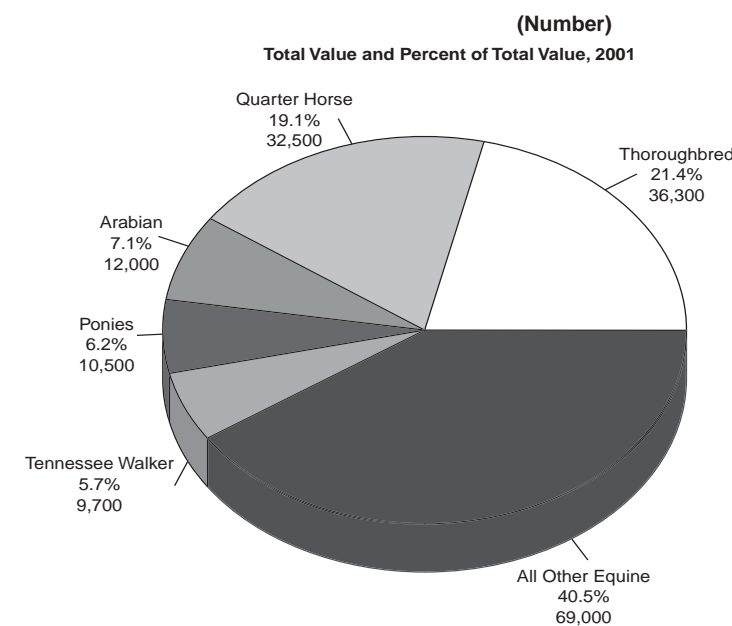


## Equine Inventory and Total Value By Breed, 2001

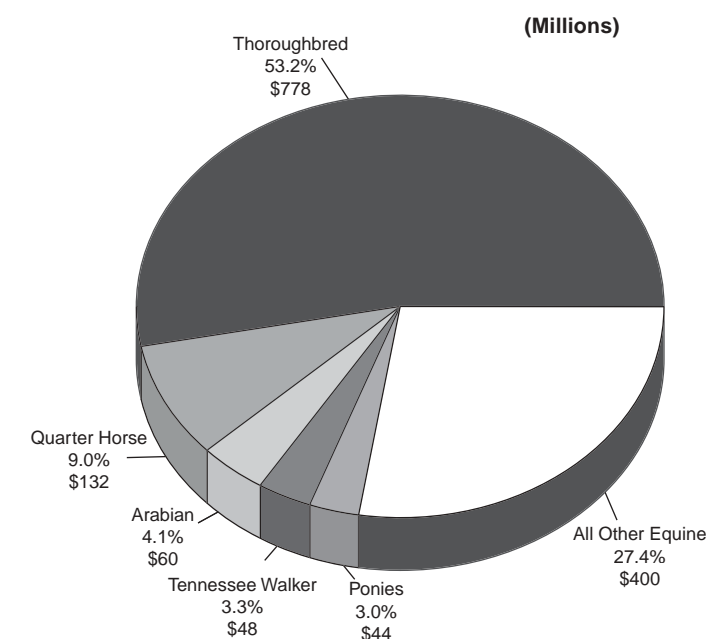
Breed or Category	Equine Inventory	Total Value	Avg. Value Per Equine
	-number-	-dollars-	-dollars-
American Saddlebred	6,800	\$38,677,000	\$5,688
Appaloosa	6,000	\$17,737,000	\$2,956
Arabian and Anglo Arabian	12,000	\$60,307,000	\$5,026
Belgian	1,900	\$6,034,000	\$3,176
Hanoverian	1,300	\$28,214,000	\$21,703
Miniature Horses	3,400	\$6,469,000	\$1,903
Morgan	2,600	\$11,678,000	\$4,492
Paint/Pinto	6,000	\$22,271,000	\$3,712
Paso Fino	600	\$2,693,000	\$4,488
Percheron	1,900	\$5,813,000	\$3,059
Quarter Horse	32,500	\$131,808,000	\$4,056
Standardbred	3,000	\$10,469,000	\$3,490
Tennessee Walker	9,700	\$48,345,000	\$4,984
Thoroughbred	36,300	\$777,927,000	\$21,430
Mules/Donkeys	3,900	\$2,540,000	\$651
Ponies	10,500	\$44,274,000	\$4,217
Other Equine <sup>1/</sup>	31,600	\$246,593,000	\$7,804
<b>State Total</b>	<b>170,000</b>	<b>\$1,461,849,000</b>	<b>\$8,599</b>

<sup>1/</sup> Other includes all other light breeds, crossbreds, warmbloods, race breeds, or draft breeds that were not published separately and all other mixed breeds.

**Inventory Number and Percent of Total Equine, 2001**



**Total Value and Percent of Total Value, 2001**



## Equine Inventory by District and Breed, 2001

Breed or Category	Districts							State Total
	Northern	Western	Central	Eastern	Southern	South-western	South-eastern	
	-number-							
American Saddlebred	1,500	800	800	*	600	2,600	*	<b>6,800</b>
Appaloosa	1,800	500	1,700	*	*	1,000	500	<b>6,000</b>
Arabian and Anglo Arabian	3,200	1,100	3,200	500	700	1,400	1,900	<b>12,000</b>
Belgian	*	*	*	*	*	800	*	<b>1,900</b>
Hanoverian	700	*	*	*	*	*	*	<b>1,300</b>
Miniature Horses	500	500	1,000	*	*	700	*	<b>3,400</b>
Morgan	900	*	500	*	*	*	*	<b>2,600</b>
Paint/Pinto	1,700	500	1,200	*	*	1,500	*	<b>6,000</b>
Paso Fino	*	*	*	*	*	*	*	<b>600</b>
Percheron	*	*	*	*	*	500	*	<b>1,900</b>
Quarter Horse	8,300	3,500	7,000	1,400	1,900	7,800	2,600	<b>32,500</b>
Standardbred	1,300	*	*	*	*	500	500	<b>3,000</b>
Tennessee Walker	1,700	1,100	1,400	*	1,200	3,100	800	<b>9,700</b>
Thoroughbred	21,600	1,600	8,300	1,900	500	1,100	1,300	<b>36,300</b>
Mules/Donkeys	1,000	*	1,000	*	*	900	*	<b>3,900</b>
Ponies	4,200	800	2,800	500	*	1,200	700	<b>10,500</b>
Other Equine <sup>1/</sup>	11,200	2,500	7,600	3,300	700	4,600	1,700	<b>31,600</b>
<b>State Total</b>	<b>60,500</b>	<b>14,300</b>	<b>37,900</b>	<b>9,500</b>	<b>8,000</b>	<b>28,000</b>	<b>11,800</b>	<b>170,000</b>

<sup>1/</sup> Other includes all other light breeds, crossbreds, warmbloods, race breeds, or draft breeds that were not published separately and all other mixed breeds.

\* Breeds with less than 500 head in a district are unpublished but included in "District and State Total".

# Tennessee Walker

The Tennessee Walking Horse is one member of America's group of gaited horses. They are best known for their gentle disposition and smooth comfortable gaits. The breed is based in Narragansett Pacer, Canadian, Morgan, Standardbred, Thoroughbred, and American Saddlebred bloodlines. The most prominent characteristic of Tennessee Walkers is their swift and smooth "running walk". Typical Walkers are affectionate, gentle and intelligent animals. The breed is seen in a variety of colors including brown, black, bay, chestnut, roan, palomino, white or gray. Their face, legs and body may also be marked with white. Averaging 15.2 hands, they have a long graceful neck, short back, well-built hindquarters, sloping shoulders, slender but strong legs, and sound feet.

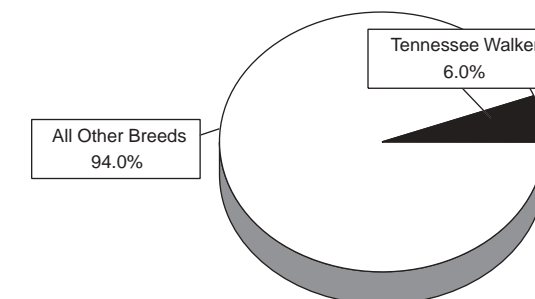
## Tennessee Walker: Inventory, Value and Primary Use, 2001

Total Inventory	Total Value	Average Value Per Head	Primary Usage					
			Trail Riding/Pleasure	Competition/Show	Breeding		Racing/Racing Stock	Other Uses <sup>1/</sup>
-number-	-dollars-	-dollars-	-number-					
9,700	\$48,345,000	\$4,984	6,600	800	1,400	*	*	500

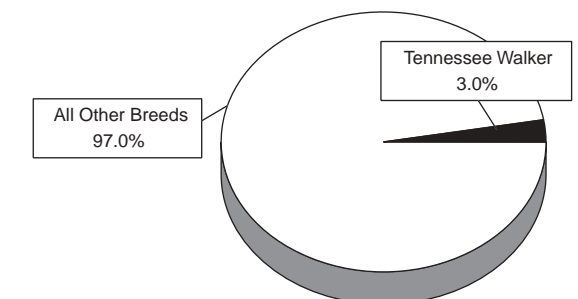
<sup>1/</sup> Other includes uses such as hunting, young stock, farm work, driving, training, retired, companion animal, dressage, therapeutic riding, and rescue/police use.

\* Breeds with less than 500 head are unpublished but included in "Inventory" totals.

**Tennessee Walker:**  
Percent of Total Equine Inventory, 2001



**Tennessee Walker:**  
Percent of Total Equine Value, 2001



# Standardbred

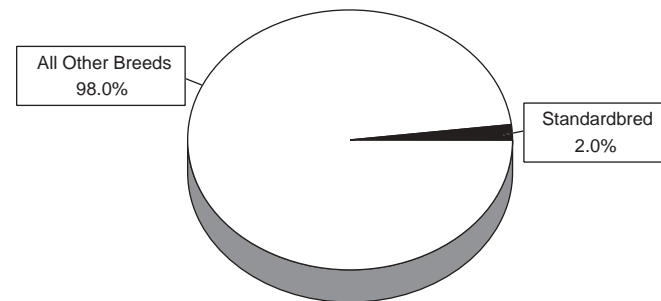
The Standardbred or trotter, is an American breed of light horse developed especially for harness, or sulky racing. Of Thoroughbred ancestry, it is similar in appearance to a thoroughbred but has shorter legs. The breed is characterized by great stamina and its ability to trot or pace at extreme speeds without breaking into a running gallop. Sulky racing originated in the United States on the dirt roads of the early 19th century, but it has since spread, as has the horse which made it possible, to Europe, Australia, Japan, and New Zealand. Standardbreds are any color, usually chestnut, black, or brown; they average 15 hands (60 in./160 cm) in height and weigh near 1,000 pounds (450 kg).

## Standardbred: Inventory, Value and Primary Use, 2001

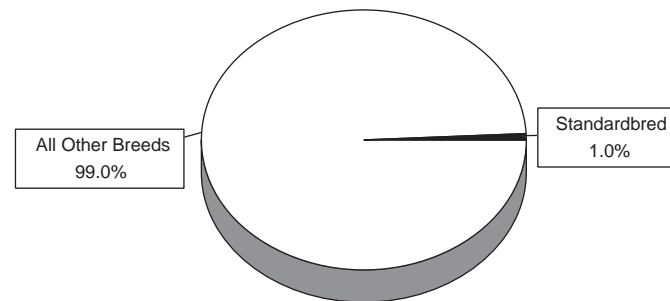
Total Inventory	Total Value	Average Value Per Head	Primary Usage					Racing/Racing Stock	Other Uses <sup>1/</sup>
			Trail Riding/Pleasure	Competition/Show	Breeding				
					Mares	Stallions			
-number-	-dollars-	-dollars-	-number-						
3,000	\$10,469,000	\$3,490	1,000	*	*	*	600	900	

<sup>1/</sup> Other includes uses such as hunting, young stock, farm work, driving, training, retired, companion animal, dressage, therapeutic riding, and rescue/police use.  
\* Breeds with less than 500 head are unpublished but included in "Inventory" totals.

**Standardbred:**  
Percent of Total Equine Inventory, 2001



**Standardbred:**  
Percent of Total Equine Value, 2001

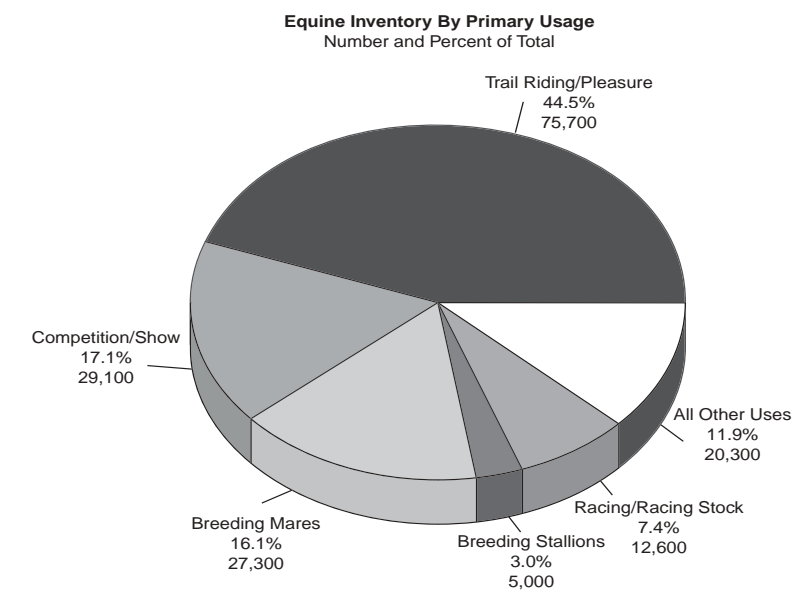


## Equine Inventory By Primary Usage and District, 2001

District	Total Inventory	Trail riding/Pleasure	Competition/Show	Breeding		Racing/Racing Stock	Other Uses <sup>1/</sup>
				Mares	Stallions		
				-number-			
Northern	60,500	23,300	10,800	9,600	1,400	7,300	8,100
Western	14,300	6,700	2,200	2,200	500	*	2,500
Central	37,900	17,500	8,000	5,300	1,000	2,200	3,900
Eastern	9,500	2,900	1,600	1,500	*	2,200	1,100
Southern	8,000	4,500	1,100	1,200	*	*	700
Southwestern	28,000	14,800	3,200	5,800	1,100	*	2,900
Southeastern	11,800	6,000	2,200	1,700	*	*	1,100
<b>State Total</b>	<b>170,000</b>	<b>75,700</b>	<b>29,100</b>	<b>27,300</b>	<b>5,000</b>	<b>12,600</b>	<b>20,300</b>

<sup>1/</sup> Other includes uses such as hunting, young stock, farm work, driving, training, retired, companion animal, dressage, therapeutic riding, and rescue/police use.  
\* Primary usage totals with less than 500 head are unpublished but included in "District" and "State" totals.

**Equine Inventory By Primary Usage**  
Number and Percent of Total



# Quarter Horse

## Inventory by Primary Usage and Breed, 2001

Breed or Category	Total Inventory	Trail Riding/ Pleasure	Competition/ Show	Breeding		Racing/ Racing Stock	Other Uses <sup>1/</sup>
				Mares	Stallions		
American Saddlebred	6,800	2,900	1,400	1,800	*	*	*
Appaloosa	6,000	3,400	800	1,100	*	*	500
Arabian and Anglo Arabian	12,000	6,400	1,900	2,500	600	*	600
Belgian	1,900	700	*	*	*	*	600
Hanoverian	1,300	*	600	*	*	*	*
Miniature Horses	3,400	1,200	500	1,100	*	*	*
Morgan	2,600	1,400	*	500	*	*	*
Paint/Pinto	6,000	3,000	700	1,400	*	*	500
Paso Fino	600	*	*	*	*	*	*
Percheron	1,900	600	*	*	*	*	600
Quarter Horse	32,500	17,200	5,400	5,200	700	*	3,800
Standardbred	3,000	1,000	*	*	*	600	900
Tennessee Walker	9,700	6,600	800	1,400	*	*	500
Thoroughbred	36,300	7,400	6,700	5,300	*	11,600	4,900
Mules/Donkeys	3,900	2,400	*	600	*	*	600
Ponies	10,500	5,200	2,600	1,300	*	*	1,100
Other Equine <sup>2/</sup>	31,600	15,700	6,700	3,900	800	*	4,400
<b>State Total</b>	<b>170,000</b>	<b>75,700</b>	<b>29,100</b>	<b>27,300</b>	<b>5,000</b>	<b>12,600</b>	<b>20,300</b>

<sup>1/</sup> Other includes uses such as hunting, young stock, farm work, driving, training, retired, companion animal, dressage, therapeutic riding, and rescue/police use.

<sup>2/</sup> Other includes all other light breeds, crossbreeds, warmbloods, race breeds, or draft breeds that were not published separately and all other mixed breeds.

\* Breeds with less than 500 head for a primary use are unpublished but included in "State Total".

## Equine Trail Riding Participation

Locality	Usage percent
State, National or Regional Park	36%
State or National Forest Lands	27%
Wildlife Management Areas	12%
Private Lands	94%
Other Localities	4%

The Quarter Horse is an American breed of light horse that originated during the colonial era, partly from Arabian ancestry. The name refers to the horse's reputation for speed at the quarter-mile distance. It can spring into full speed and consequently is faster than the Thoroughbred for a short sprint. The breed was by far the most popular cattle horse in the early West. It continues in this role today and is also used almost exclusively for rodeo events such as cutting, roping, and barrel racing. Registered quarter horses are of solid colors, stand 15 to 16 hands (60-64 in./150-160 cm) high, weigh over 1,000 pounds (450 kg), and have thick muscular shoulders and short necks.

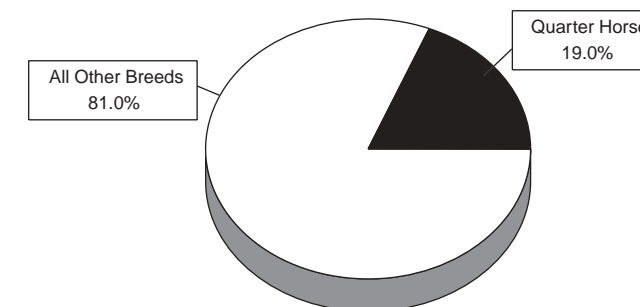
## Quarter Horse: Inventory, Value and Primary Use, 2001

Total Inventory	Total Value	Average Value Per Head	Primary Usage					
			Trail Riding/ Pleasure	Competition/ Show	Breeding		Racing/ Racing Stock	Other Uses <sup>1/</sup>
					Mares	Stallions		
-number-	-dollars-	-dollars-	-number-					
32,500	\$131,808,000	\$4,056	17,200	5,400	5,200	700	*	3,800

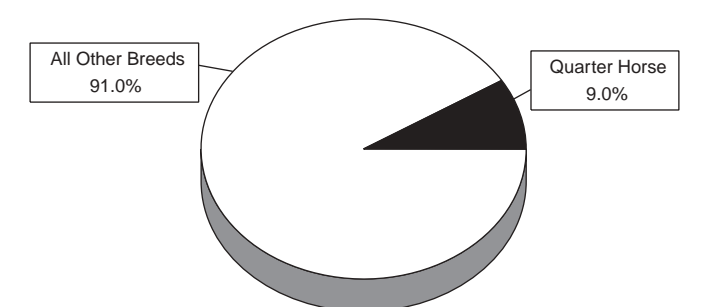
<sup>1/</sup> Other includes uses such as hunting, young stock, farm work, driving, training, retired, companion animal, dressage, therapeutic riding, and rescue/police use.

\* Breeds with less than 500 head are unpublished but included in "Inventory" totals.

Quarter Horse:  
Percent of Total Equine Inventory, 2001



Quarter Horse:  
Percent of Total Equine Value, 2001



# Percheron

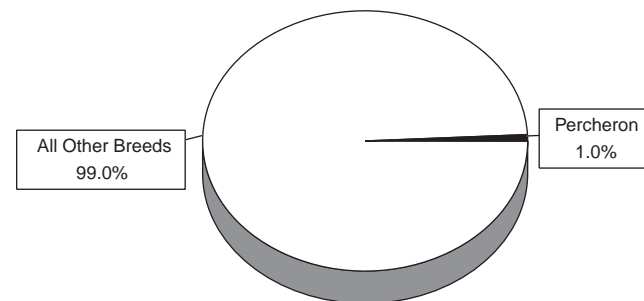
The Percheron is a breed of draft horse developed in North West France, originally of Flemish origin, but also containing some Arabian blood. For a heavy horse, it has considerable stamina and is a good trotter. It was used by armored knights during the Middle Ages and also later for extensive general freight work. Once the most popular draft horse in America, the breed is known for its beauty and is still popular as a circus horse. It averages over 16 hands (64 in./160 cm) high, weighs at least 2,000 pounds (900 kg), and is usually black or gray in color.

## Percheron: Inventory, Value and Primary Use, 2001

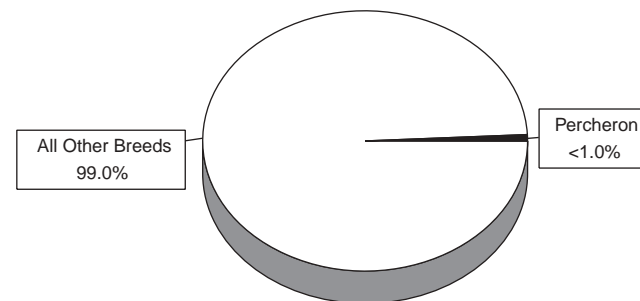
Total Inventory	Total Value	Average Value Per Head	Primary Usage					Other Uses <sup>1/</sup>
			Trail Riding/ Pleasure	Competition/ Show	Breeding		Racing/ Racing Stock	
					Mares	Stallions		
-number-	-dollars-	-dollars-	-number-					
1,900	\$5,813,000	\$3,059	600	*	*	*	*	600

<sup>1/</sup> Other includes uses such as hunting, young stock, farm work, driving, training, retired, companion animal, dressage, therapeutic riding, and rescue/police use.  
\* Breeds with less than 500 head are unpublished but included in "Inventory" totals.

**Percheron:**  
Percent of Total Equine Inventory, 2001



**Percheron:**  
Percent of Total Equine Value, 2001



## Equine Expenditures and Percent of Total, 2001

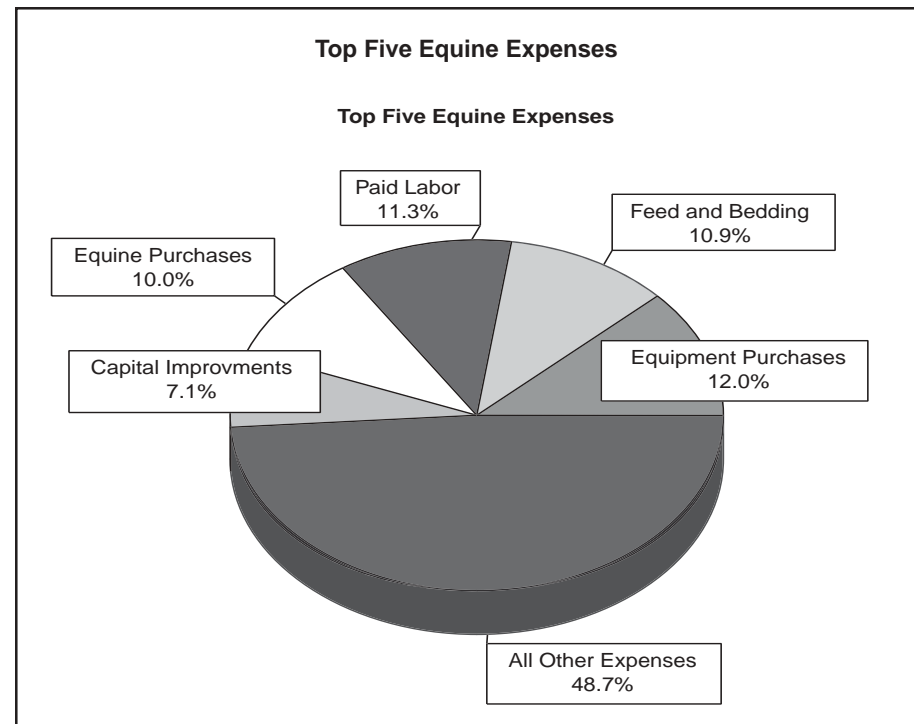
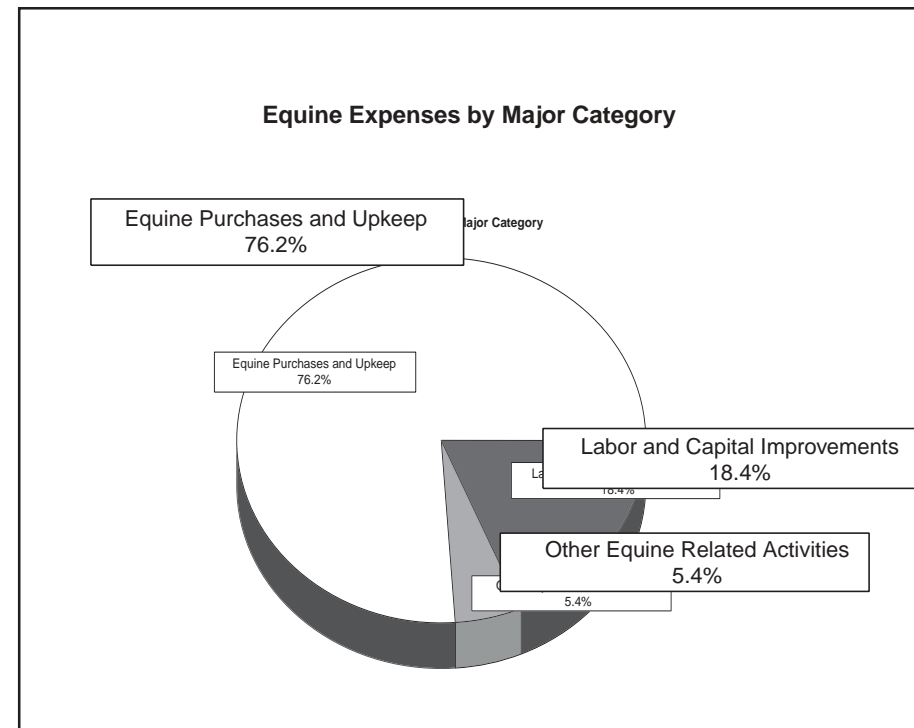
Expense Category	Expenditure Total	Percent Of Total	Average Per Operation	Average Per Equine
	-dollars-	-percent-	-dollars-	-dollars-
<b>Purchases and Upkeep:</b>				
Equipment Purchases	\$60,878,000	12.1%	\$2,099	\$358
Feed and Bedding	\$55,185,000	10.9%	\$1,903	\$325
Equine Purchases	\$50,391,000	10.0%	\$1,738	\$296
Veterinarian/Health	\$32,694,000	6.5%	\$1,127	\$192
Boarding	\$31,771,000	6.3%	\$1,096	\$187
Training Fees	\$29,787,000	5.9%	\$1,027	\$175
Maintenance Repair Expenses	\$22,809,000	4.5%	\$787	\$134
Breeding Fees	\$22,252,000	4.4%	\$767	\$131
Farrier	\$19,972,000	4.0%	\$689	\$117
Taxes	\$14,569,000	2.9%	\$502	\$86
Insurance Premiums	\$11,443,000	2.3%	\$395	\$67
Tack	\$11,171,000	2.2%	\$385	\$66
Utilities	\$8,899,000	1.8%	\$307	\$52
Rent and Lease Expenses	\$6,964,000	1.4%	\$240	\$41
Grooming Supplies	\$5,792,000	1.1%	\$200	\$34
<b>Total Purchases and Upkeep Expenses</b>	<b>\$384,577,000</b>	<b>76.2%</b>	<b>\$13,261</b>	<b>\$2,262</b>
<b>Equine Related Activities:</b>				
Travel and Lodging	\$11,417,000	2.3%	\$394	\$67
Advertisement Expenses	\$3,573,000	0.7%	\$123	\$21
Professional Fees	\$3,406,000	0.7%	\$117	\$20
Other Miscellaneous Equine Related Expenses	\$8,730,000	1.7%	\$301	\$51
<b>Total Equine Related Activity Expenses</b>	<b>\$27,126,000</b>	<b>5.4%</b>	<b>\$935</b>	<b>\$160</b>
<b>Labor and Capital Improvement Expenses:</b>				
Paid Labor	\$51,805,000	10.2%	\$1,786	\$305
Other Contracted Labor Expenses	\$5,599,000	1.1%	\$193	\$33
Capital Improvements	\$35,679,000	7.1%	\$1,230	\$210
<b>Total Labor and Capital Improvement Expenses</b>	<b>\$93,083,000</b>	<b>18.4%</b>	<b>\$3,210</b>	<b>\$548</b>
<b>Total All Expenses</b>	<b>\$504,786,000</b>		<b>\$17,406</b>	<b>\$2,969</b>

# P a s o F i n o

The history of this noble animal began in Spain where the chance mix of breeds sparked the seed that became one of the world's finest riding horses. Moorish occupation of the Spanish countryside brought with it the Berber horse, also known as the Barb, an animal that had a strong genetic impact on equine development throughout Europe, North Africa, and the New World. Interbreeding with native stock produced the delicately gaited Spanish Jennet. They were subsequently bred with the Andalusian.

Just as the Moorish conquest of Spain introduced a potentially promising breed to that country, so it was with Columbus' second voyage to the New World, when he transported the first horses to Santo Domingo- now the Dominican Republic. These animals were a mix of the Berber, the Jennet and the Andalusian. Future voyagers would add to their numbers in Mexico and South America, but the overall isolation established these as the ancestors to the Paso Fino.

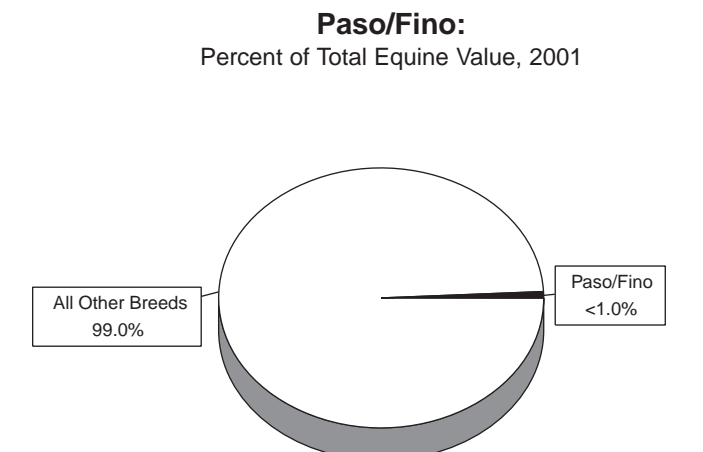
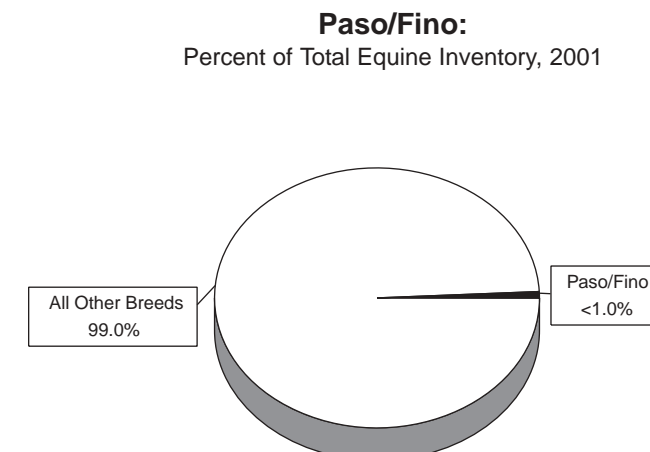
It is the lateral four-beat gait that distinguishes the Paso Fino in the equestrian world. As it moves, the horse's feet fall in a natural lateral pattern instead of the more common diagonal pattern. Rather than trotting, causing that seat-thumping bounce that can be unpleasant for horse and rider, the Paso Finn's medium speed is a corto, during which the rider is reassuringly seated.



## Paso Fino: Inventory, Value and Primary Use, 2001

Total Inventory	Total Value	Average Value Per Head	Primary Usage					
			Trail Riding/ Pleasure	Competition/ Show	Breeding		Racing/ Racing Stock	Other Uses <sup>1/</sup>
-number-	-dollars-	-dollars-	-number-					
600	\$2,693,000	\$4,488	*	*	*	*	*	*

<sup>1/</sup> Other includes uses such as hunting, young stock, farm work, driving, training, retired, companion animal, dressage, therapeutic riding, and rescue/police use.  
\* Breeds with less than 500 head are unpublished but included in "Inventory" totals.





# Paint

Descended from horses introduced by the Spanish conquistadors, Paints became part of the herds of wild horses that roamed the Western deserts and plains. Once domesticated, because of their working ability and heart, the Paint was cherished by cowboys for cattle work. Native Americans revered the Paint, which they believed to possess magical powers.

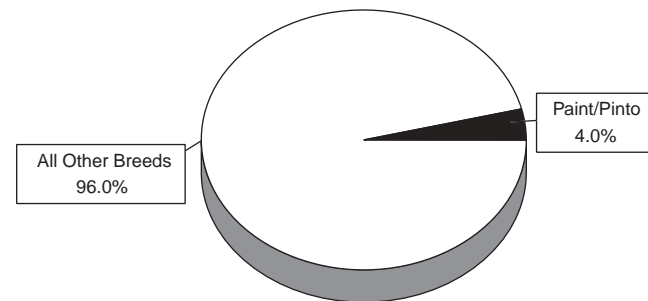
While over the years the conformation and athletic ability of those rugged mounts of the Old West have been improved by breeders, the unusual coat patterns and coloring remain the same. The stock-type conformation, intelligence, and willing disposition make the Paint Horse an ideal partner for pleasure riding, showing, ranching or just as a gentle friend for the kids.

## Paint: Inventory, Value and Primary Use, 2001

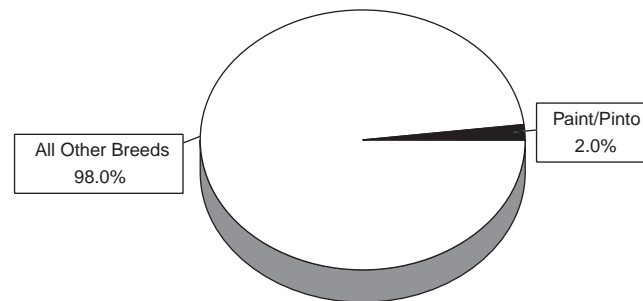
Total Inventory	Total Value	Average Value Per Head	Primary Usage					Other Uses <sup>1/</sup>
			Trail Riding/ Pleasure	Competition/ Show	Breeding		Racing/ Racing Stock	
					Mares	Stallions		
-number-	-dollars-	-dollars-	-number-					
6,000	\$22,271,000	\$3,712	3,000	700	1,400	*	*	500

<sup>1/</sup> Other includes uses such as hunting, young stock, farm work, driving, training, retired, companion animal, dressage, therapeutic riding, and rescue/police use.  
\* Breeds with less than 500 head are unpublished but included in "Inventory" totals.

**Paint/Pinto:**  
Percent of Total Equine Inventory, 2001



**Paint/Pinto:**  
Percent of Total Equine Value, 2001



# American Saddlebred

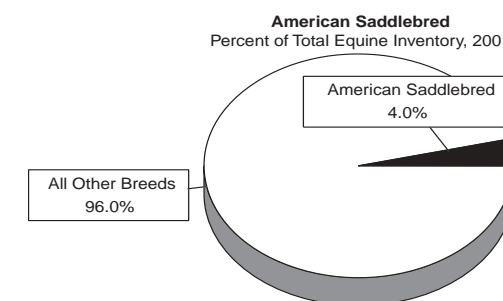
The American Saddlebred is a breed of light horse with great beauty, easy gait, and stamina. Also known as the Kentucky saddler, it was developed from the Thoroughbred and Morgan. It is noted for its tremendous showy action in all gaits, its well-formed, swanlike neck with aristocratic arch, and its uplifted tail. It is most popular as a show horse and possesses an exceptional aptitude for training. The breed is characterized by a satin coat of brown, black, or chestnut, often with white face and leg markings. It stands 15 to 16 hands (60-64 in./150-160 cm) high and weighs approximately 1,000 pounds (450 kg).

## American Saddlebred: Inventory, Value and Primary Use, 2001

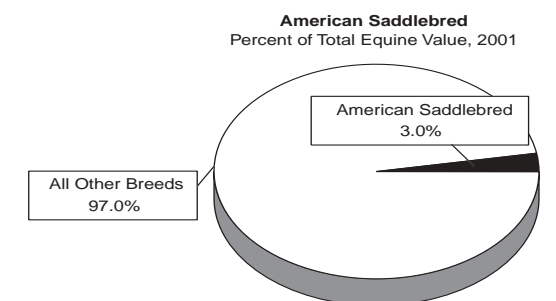
Total Inventory	Total Value	Average Value Per Head	Primary Usage					Other Uses <sup>1/</sup>
			Trail Riding/ Pleasure	Competition/ Show	Breeding		Racing/ Racing Stock	
					Mares	Stallions		
-number-	-dollars-	-dollars-	-number-					
6,800	\$38,677,000	\$5,688	2,900	1,400	1,800	*	*	*

<sup>1/</sup> Other includes uses such as hunting, young stock, farm work, driving, training, retired, companion animal, dressage, therapeutic riding, and rescue/police use.  
\* Breeds with less than 500 head are unpublished but included in "Inventory" totals.

**American Saddlebred**  
Percent of Total Equine Inventory, 2001



**American Saddlebred**  
Percent of Total Equine Value, 2001



# A p p a l o o s a

The Appaloosa is a breed of light horse developed in the United States by the Nez Percé of Idaho from a horse that originated in Asia and was popular in Europe during the Middle Ages. Lewis and Clark found the breed in the possession of the Nez Percé in 1805. The Appaloosa is characterized by a spotted pattern of markings; it most commonly has solid-colored foreparts and small, dark, round or oval spots over the loin and hips. Famed for its intelligence, speed, stamina, and endurance, it is an outstanding stock and show horse of great popularity. It stands just over 14 hands (56 in./140 cm) and weighs about 1,100 pounds (500 kg).

## Appaloosa: Inventory, Value and Primary Use, 2001

Total Inventory	Total Value	Average Value Per Head	Primary Usage					
			Trail Riding/ Pleasure	Competition/ Show	Breeding		Racing/ Racing Stock	Other Uses <sup>1/</sup>
					Mares	Stallions		
-number-	-dollars-	-dollars-	-number-					
6,000	\$17,737,000	\$2,956	3,400	800	1,100	*	*	500

<sup>1/</sup> Other includes uses such as hunting, young stock, farm work, driving, training, retired, companion animal, dressage, therapeutic riding, and rescue/police use.  
\* Breeds with less than 500 head are unpublished but included in "Inventory" totals.

# M o r g a n

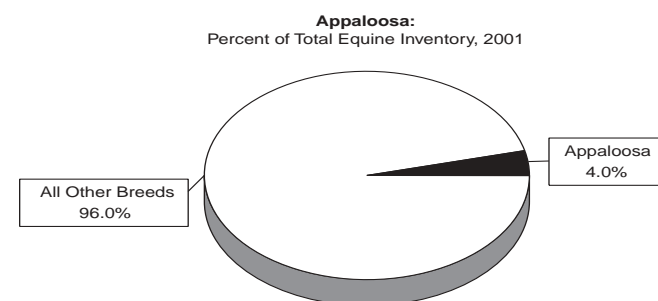
The Morgan is a breed of American light horse, descended from a single progenitor, the famous Justin Morgan. Morgans are used as all-purpose light horses and are very popular on cattle ranches. Their average height is just under 15 hands (60 in./150 cm), and their average weight is about 1,000 pounds (450 kg). Bay, chestnut, and black are common colors.

## Morgan: Inventory, Value and Primary Use, 2001

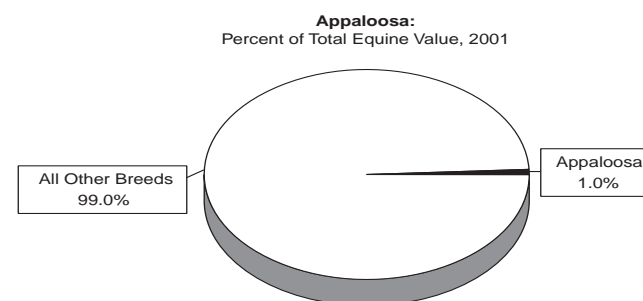
Total Inventory	Total Value	Average Value Per Head	Primary Usage					
			Trail Riding/ Pleasure	Competition/ Show	Breeding		Racing/ Racing Stock	Other Uses <sup>1/</sup>
					Mares	Stallions		
-number-	-dollars-	-dollars-	-number-					
2,600	\$11,678,000	\$4,492	1,400	*	500	*	*	*

<sup>1/</sup> Other includes uses such as hunting, young stock, farm work, driving, training, retired, companion animal, dressage, therapeutic riding, and rescue/police use.  
\* Breeds with less than 500 head are unpublished but included in "Inventory" totals.

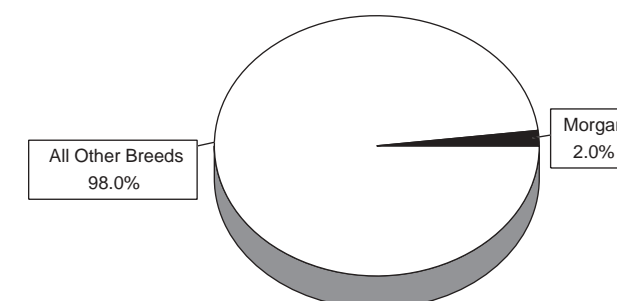
**Appaloosa:**  
Percent of Total Equine Inventory, 2001



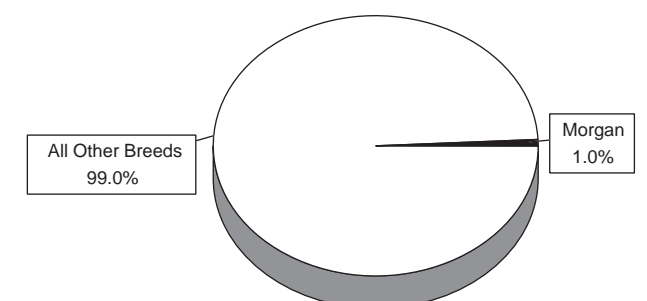
**Appaloosa:**  
Percent of Total Equine Value, 2001



**Morgan:**  
Percent of Total Equine Inventory, 2001



**Morgan:**  
Percent of Total Equine Value, 2001



# Miniature Horse

The American Miniature is a "height" breed; they must measure no more than 34 inches in height at maturity. This measurement is the vertical distance from the last hairs at the base of the mane to the ground. These tiny equine are replicas of their larger breed cousins and will look like Quarter Horses, Arabs, Thoroughbreds, and Draft Horses.

The American Miniature Horse Association's Standard of Perfection calls for a small, sound, well-balanced horse, possessing correct conformation characteristics. These horses are not dwarves, runts, or "genetic" errors, but are produced by selectively breeding down in size yet maintaining as near-perfect conformation as possible.

# Arabian

The Arabian is a breed of light horse developed in Mesopotamia and North Africa, and probably the first true domesticated breed. Prized since earliest times for its superior beauty, spirit, speed, grace of movement, stamina, and intelligence, the Arabian has served as parental stock for such light-weight horses as the American Saddle horse, Quarter horse, Standard-bred horse, and the Thoroughbred. Intercrossings of these and other light and draft horse breeds with Arabians is still common. The Arabian's most characteristic color is bay with white markings; grays, chestnuts, and browns are also common. It averages 14 to 15 hands (56-60 in./140-150 cm) high and weighs about 1,000 pounds (450 kg).

## Miniature Horse: Inventory, Value and Primary Use, 2001

Total Inventory	Total Value	Average Value Per Head	Primary Usage					
			Trail Riding/ Pleasure	Competition/ Show	Breeding		Racing/ Racing Stock	Other Uses <sup>1/</sup>
					Mares	Stallions		
-number-	-dollars-	-dollars-	-number-					
3,400	\$6,469,000	\$1,903	1,200	500	1,100	*	*	*

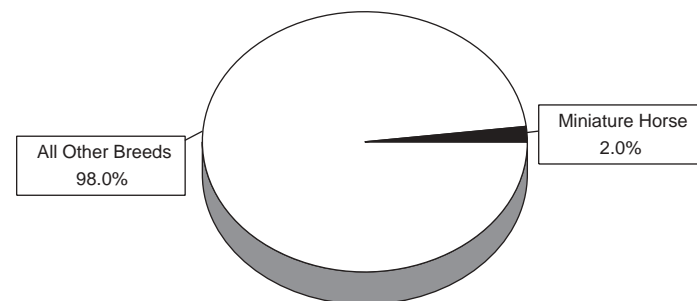
<sup>1/</sup> Other includes uses such as hunting, young stock, farm work, driving, training, retired, companion animal, dressage, therapeutic riding, and rescue/police use.  
\* Breeds with less than 500 head are unpublished but included in "Inventory" totals.

## Arabian and Anglo Arabian: Inventory, Value and Primary Use, 2001

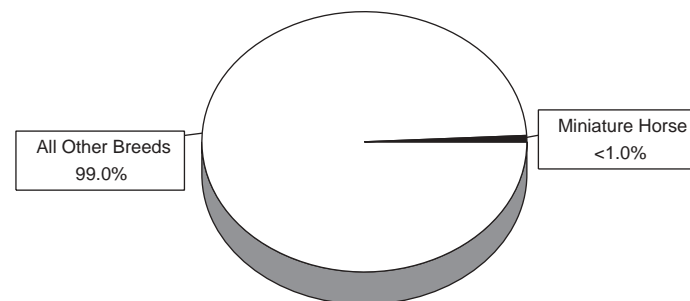
Total Inventory	Total Value	Average Value Per Head	Primary Usage					
			Trail Riding/ Pleasure	Competition/ Show	Breeding		Racing/ Racing Stock	Other Uses <sup>1/</sup>
					Mares	Stallions		
-number-	-dollars-	-dollars-	-number-					
12,000	\$60,307,000	\$5,026	6,400	1,900	2,500	600	*	600

<sup>1/</sup> Other includes uses such as hunting, young stock, farm work, driving, training, retired, companion animal, dressage, therapeutic riding, and rescue/police use.  
\* Breeds with less than 500 head are unpublished but included in "Inventory" totals.

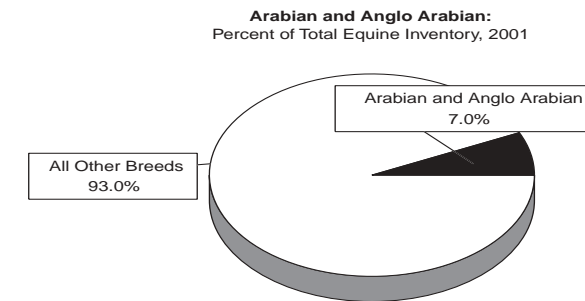
**Miniature Horse:**  
Percent of Total Equine Inventory, 2001



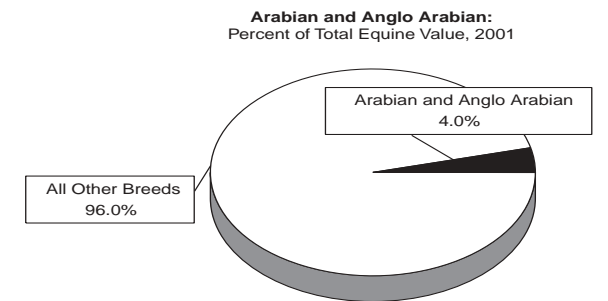
**Miniature Horse:**  
Percent of Total Equine Value, 2001



**Arabian and Anglo Arabian:**  
Percent of Total Equine Inventory, 2001



**Arabian and Anglo Arabian:**  
Percent of Total Equine Value, 2001



# Belgian

The Belgian is one of the largest breeds of draft horses of pure European descent. It has a long history, antedating the Christian era, but became especially popular during the Middle Ages. In the 15th and 16th century the breed was exported from Belgium to many European countries and became popular as a general working horse. It was not imported to the United States until the 1800's and it was slow to gain favor there because of its ungainly appearance. The breed is characterized by a husky, barrellike appearance and brute strength. It is generally sorrel or chestnut in color, stands just under 17 hands (68 in./170 cm) and weighs over 2,000 pounds (900 kg).

## Belgian: Inventory, Value and Primary Use, 2001

Total Inventory	Total Value	Average Value Per Head	Primary Usage					Other Uses <sup>1/</sup>
			Trail Riding/ Pleasure	Competition/ Show	Breeding		Racing/ Racing Stock	
					Mares	Stallions		
-number-	-dollars-	-dollars-	-number-					
1,900	\$6,034,000	\$3,176	700	*	*	*	*	600

<sup>1/</sup> Other includes uses such as hunting, young stock, farm work, driving, training, retired, companion animal, dressage, therapeutic riding, and rescue/police use.  
\* Breeds with less than 500 head are unpublished but included in "Inventory" totals.

# Hanoverian

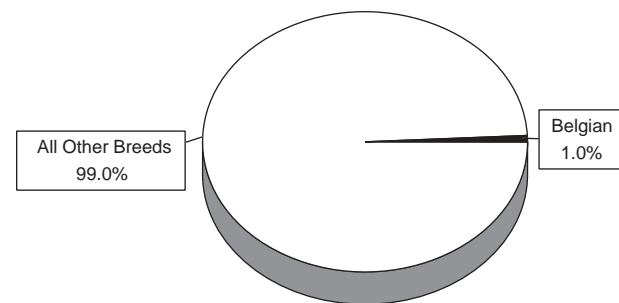
The Hanoverian is a noble, correctly proportioned warmblood horse with natural balance, impulsion and elegant, elastic movements characterized by a floating trot, a round rhythmic canter, and a ground-covering walk. The breed's historic home is in today's state of Lower Saxony, in northern Germany, the former Kingdom of Hanover where a flourishing horsebreeding industry has existed for 400 years. The Hanoverian has dispersed to all five continents and represents today one of the most prominent breeds of riding horses in the world.

## Hanoverian: Inventory, Value and Primary Use, 2001

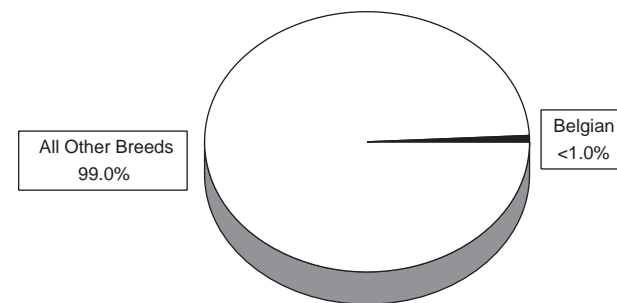
Total Inventory	Total Value	Average Value Per Head	Primary Usage					Other Uses <sup>1/</sup>
			Trail Riding/ Pleasure	Competition/ Show	Breeding		Racing/ Racing Stock	
					Mares	Stallions		
-number-	-dollars-	-dollars-	-number-					
1,300	\$28,214,000	\$21,703	*	600	*	*	*	*

<sup>1/</sup> Other includes uses such as hunting, young stock, farm work, driving, training, retired, companion animal, dressage, therapeutic riding, and rescue/police use.  
\* Breeds with less than 500 head are unpublished but included in "Inventory" totals.

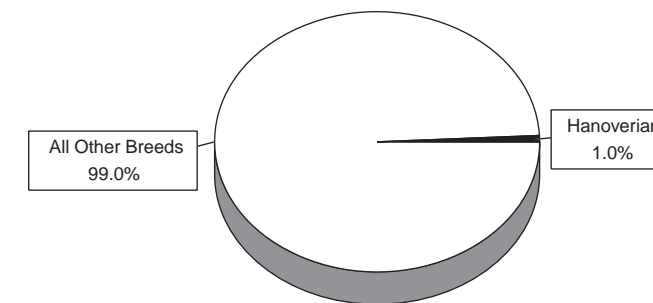
**Belgian:**  
Percent of Total Equine Inventory, 2001



**Belgian:**  
Percent of Total Equine Value, 2001



**Hanoverian:**  
Percent of Total Equine Inventory, 2001



**Hanoverian:**  
Percent of Total Equine Value, 2001

