



Telephone: 1-800-535-7088
Email: nass-wv@nass.usda.gov



National Agricultural
Statistics Service
West Virginia Field Office

in cooperation with

West Virginia
Department of Agriculture

Released: September 2021

Volume 34, Number 9

In This Issue

**Red Meat Production
Chickens And Eggs
Turkeys Raised
Cash Receipts**

Red Meat Production

Charleston, West Virginia - Commercial red meat production during August 2021 totaled 1,100,000 pounds, this was up 3 percent from August 2020. Commercial red meat production is the carcass weight after slaughter including beef, veal, pork, lamb and mutton. Individual commodity production is total live weight of commercial slaughter.

Commercial cattle slaughter totaled 1,485,000 pounds live weight, down 3 percent from August 2020. Cattle slaughter totaled 1,200 head, down 100 head from the previous year. The average live weight was up 68 pounds from the previous year, at 1,222 pounds.

Commercial calf slaughter was not published to avoid disclosing individual operations.

Commercial hog slaughter totaled 292,000 pounds live weight, up 12 percent from last year. Hog slaughter totaled 1,000 head, unchanged from the previous year. The average live weight was up 10 pounds from the previous year, at 281 pounds.

Commercial sheep and lamb slaughter was not published to avoid disclosing individual operations.

United States - Commercial red meat production for the United States totaled 4.59 billion pounds in August, down 2 percent from the 4.69 billion pounds produced in August 2020.

Beef production, at 2.36 billion pounds, was 1 percent above the previous year. Cattle slaughter

totaled 2.89 million head, up 3 percent from August 2020. The average live weight was down 11 pounds from the previous year, at 1,354 pounds.

Veal production totaled 4.3 million pounds, 14 percent below August a year ago. Calf slaughter totaled 34,800 head, up 2 percent from August 2020. The average live weight was down 38 pounds from last year, at 214 pounds.

Pork production totaled 2.21 billion pounds, down 5 percent from the previous year. Hog slaughter totaled 10.6 million head, down 5 percent from August 2020. The average live weight was down 2 pounds from the previous year, at 280 pounds.

Lamb and mutton production, at 10.3 million pounds, was down 6 percent from August 2020. Sheep slaughter totaled 176,400 head, 1 percent below last year. The average live weight was 116 pounds, down 7 pounds from August a year ago.

January to August 2021 commercial red meat production was 36.9 billion pounds, up 1 percent from 2020. Accumulated beef production was up 4 percent from last year, veal was down 21 percent, pork was down 1 percent from last year, and lamb and mutton production was down 3 percent.

August 2020 contained 21 weekdays (including 0 holidays) and 5 Saturdays. August 2021 contained 22 weekdays (including 0 holidays) and 4 Saturdays.

Note: Percent changes are based on unrounded data.

Chickens And Eggs

United States - Egg production totaled 9.39 billion during August 2021, up slightly from last year. Production included 8.12 billion table eggs, and 1.28 billion hatching eggs, of which 1.20 billion were broiler-type and 73.9 million were egg-type. The average number of layers during August 2021 totaled

385 million, up 1 percent from last year. August egg production per 100 layers was 2,442 eggs, down slightly from August 2020.

Total layers in the United States on September 1, 2021 totaled 385 million, up slightly from last year. The 385 million layers consisted of 320 million layers producing table or market type eggs, 62.2 million layers producing broiler-type hatching eggs, and 2.84 million layers producing egg-type hatching eggs. Rate of lay per day on September 1, 2021, averaged 78.8 eggs per 100 layers, up 1 percent from September 1, 2020.

Egg-type chicks hatched during August 2021 totaled 49.7 million, down 1 percent from August 2020. Eggs in incubators totaled 45.0 million on September 1, 2021, down 5 percent from a year ago.

Domestic placements of **egg-type pullet chicks** for future hatchery supply flocks by leading breeders totaled 330 thousand during August 2021, down 11 percent from August 2020.

Broiler-type chicks hatched during August 2021 totaled 841 million, up slightly from August 2020. Eggs in incubators totaled 712 million on September 1, 2021, up 3 percent from a year ago.

Leading breeders placed 8.74 million **broiler-type pullet chicks** for future domestic hatchery supply flocks during August 2021, up 6 percent from August 2020.

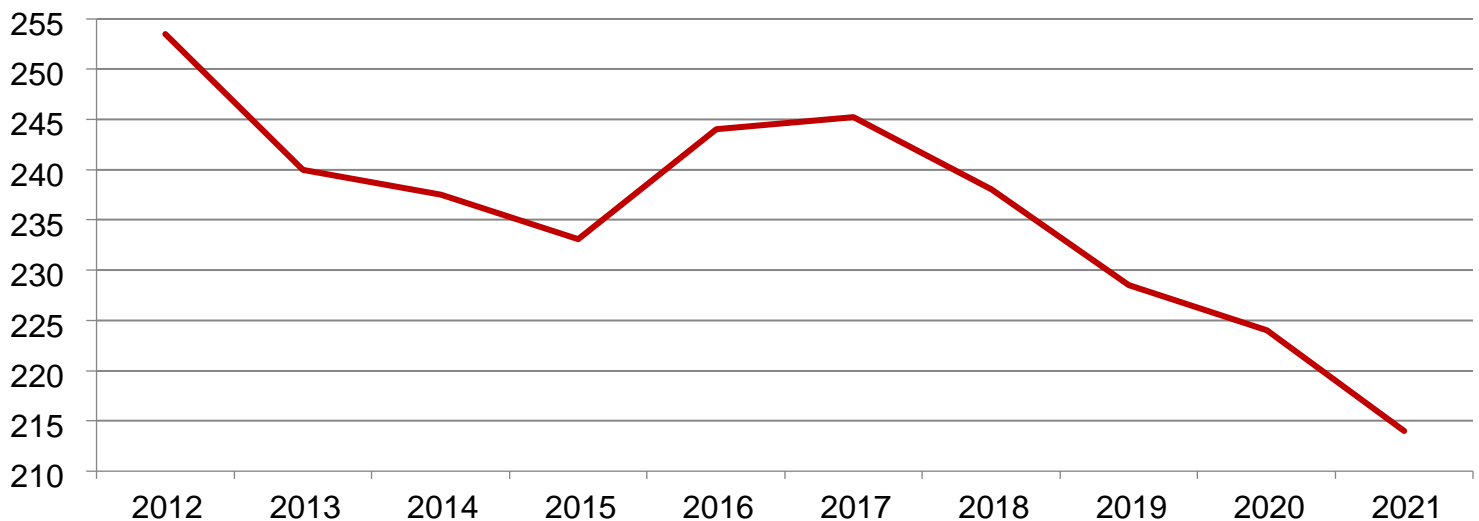
Turkeys Raised

Charleston, West Virginia - Turkeys raised in West Virginia during 2021 is forecast to be 3.6 million birds, down 8 percent from 2020.

United States - Turkeys raised in the United States during 2021 is forecasted at 214 million, down 4 percent from the number raised during 2020. The top six states account for 69 percent of the turkeys produced in the United States during 2021. The largest turkey producing state is Minnesota, at 40.5 million turkeys, up 1 percent from the previous year. North Carolina produced 29.0 million turkeys, down 3 percent from a year ago. Arkansas is down 13 percent from the previous year at 27.0 million turkeys produced. Indiana is down 1 percent from a year ago to 19.8 million turkeys. Missouri produced 16.5 million turkeys, down 3 percent from last year. Virginia is down 9 percent from the previous year at 14.5 million turkeys.

Turkeys Raised – United States

Million head



Cash Receipts

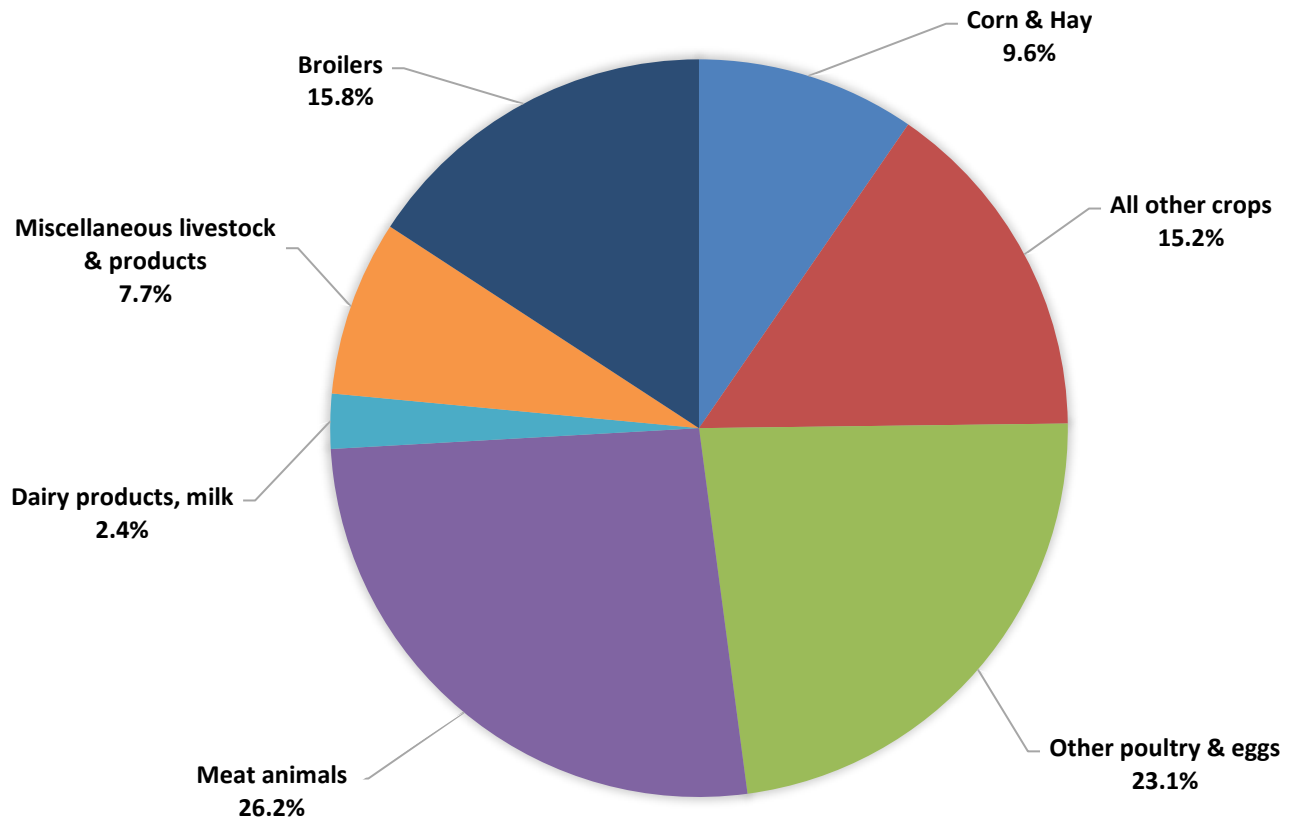
Charleston, West Virginia - The 2020 cash receipts from farm marketings for all agricultural commodities in West Virginia totaled 632,626,000 dollars, a decrease of 2.5 million dollars from 2019. Receipts from marketing livestock and livestock products accounted for 75.3 percent of the State total. Cash receipts from crops accounted for 24.7 percent of the 2020 total.

The largest contributor to the agricultural marketings

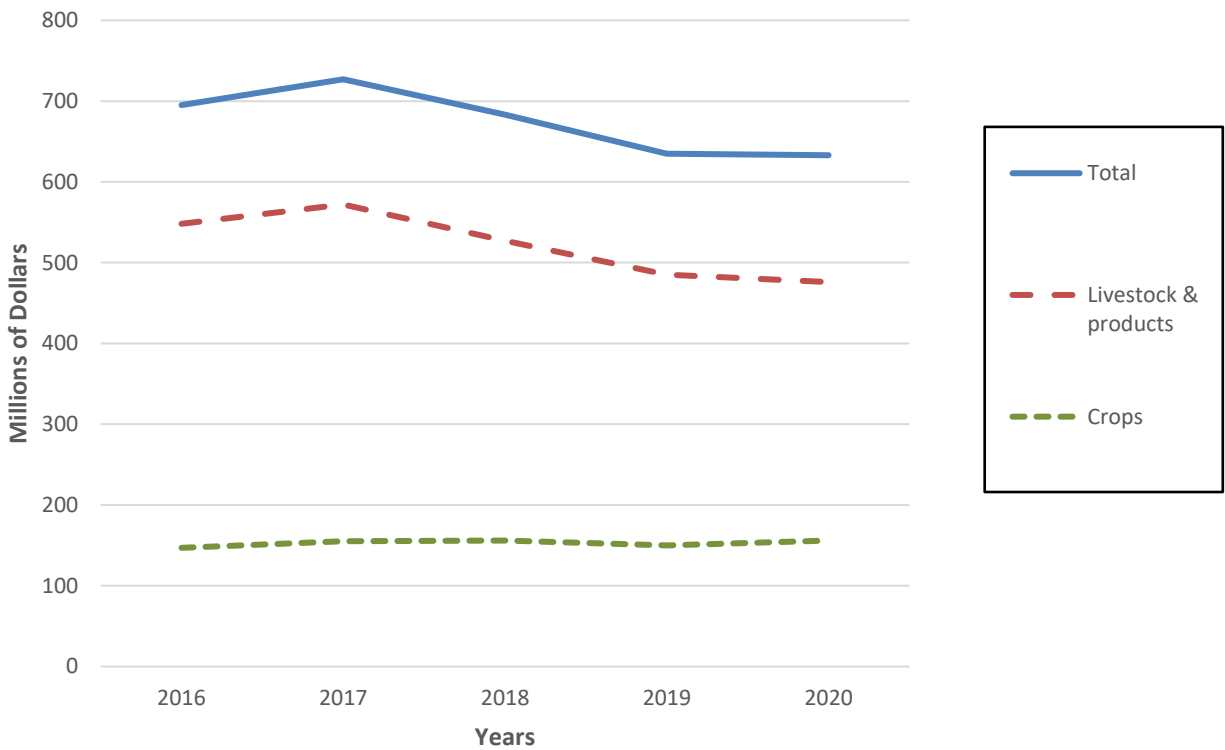
in the State continues to be poultry and eggs. Cash receipts from the poultry industry, which includes broilers, eggs, turkeys, and farm chickens, accounted for 38.9 percent of the State total. The second leading contributor was cattle and calves, which accounted for 26.1 percent of the total in 2020.

Nationally, West Virginia ranked 26th for cash receipts from poultry and eggs. Broilers were the main contributor from poultry and eggs, accounting for 15.8 percent of cash receipts in the State, ranking 22nd in the nation. Other highly ranked West Virginia commodities include farm chicken receipts at 12th in the nation, turkey receipts at 13th in the nation, and trout receipts at 22nd in the nation.

Cash Receipts: Selected Commodities, West Virginia, 2020



Cash Receipts: Major Commodities, West Virginia 2016 - 2020



FYI – Frequently Asked Questions for NASS's 2021 Hemp Acreage and Production Survey are now available. The survey will collect information on the total planted and harvested area, yield, production and value of hemp in the United States in October 2021. Learn more: nass.usda.gov/go/hemp.

NEXT ISSUE
 Red Meat Production
 Chickens and Eggs
 Milk Production

KENT LEONHARDT, COMMISSIONER
CHARMAINE WILSON, STATE STATISTICIAN

United States Department of Agriculture
 National Agricultural Statistics Service
 West Virginia Department of Agriculture
 1900 Kanawha Boulevard East
 Charleston, West Virginia 25305