



Telephone: 1-304-357-5123
Email: nass-wv@nass.usda.gov



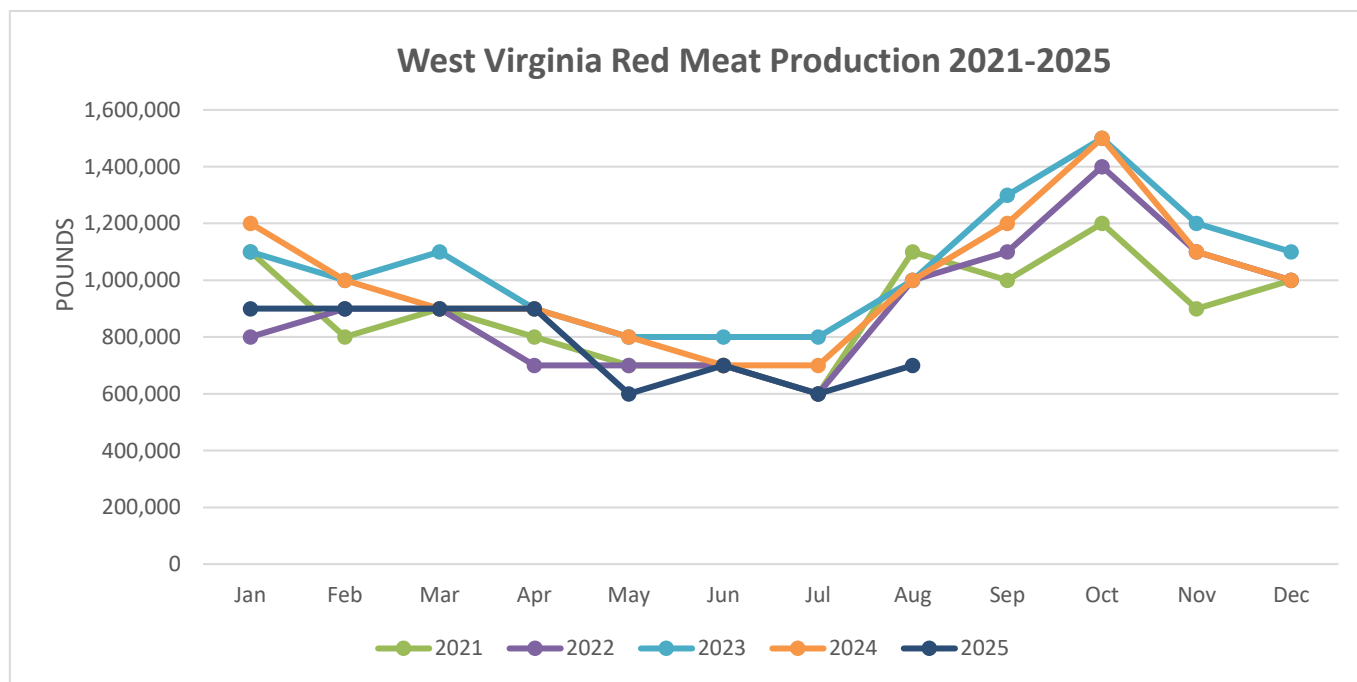
National Agricultural
Statistics Service
West Virginia Field Office
in cooperation with
West Virginia
Department of Agriculture
Kent Leonhardt, Commissioner
Alissa Cowell-Mytar, State Statistician

Released: September 2025

Volume 38, Number 9

RED MEAT PRODUCTION

Commercial red meat production in West Virginia during August 2025 totaled 700,000 pounds. This was down 31 percent from August 2024. Commercial red meat production is the carcass weight after slaughter including beef, veal, pork, lamb and mutton. Individual commodity production is total live weight of commercial slaughter. **Commercial cattle slaughter** totaled 765,000 pounds live weight, down 40 percent from August 2024. Cattle slaughter totaled 600 head, down 500 head from the previous year. The average live weight was down 30 pounds from the previous year, at 1,181 pounds. **Commercial hog slaughter** totaled 198,000 pounds live weight, down 17 percent from August 2024. Hog slaughter totaled 700 head, down 200 head from the previous year. The average live weight was down 4 pounds from the previous year, at 267 pounds.



WEST VIRGINIA CASH RENTS

West Virginia's **farm real estate value**, a measurement of the value of all land and buildings on farms, increased from 2024. Farm real estate value for 2025 averaged \$3,520 per acre, up \$100 per acre from last year. Cropland value increased \$170 from last year to \$4,220 per acre. Pastureland, at \$2,330 per acre, was \$80 higher than the previous year.

Cash rents paid to landlords in 2025 for cropland averaged \$44.50 per acre compared to \$47.00 per acre from last year. Pastureland rented for cash averaged \$16.00 per acre compared to \$14.00 per acre from last year.

West Virginia Cash Rents Expense per Acre

Land type	2021	2022	2023	2024	2025	Change 2024-2025
	(dollars)	(dollars)	(dollars)	(dollars)	(dollars)	(percent)
Cropland	37.00	41.50	45.00	47.00	44.50	5.3%
Pasture	13.50	12.00	14.00	14.00	16.00	14.3%

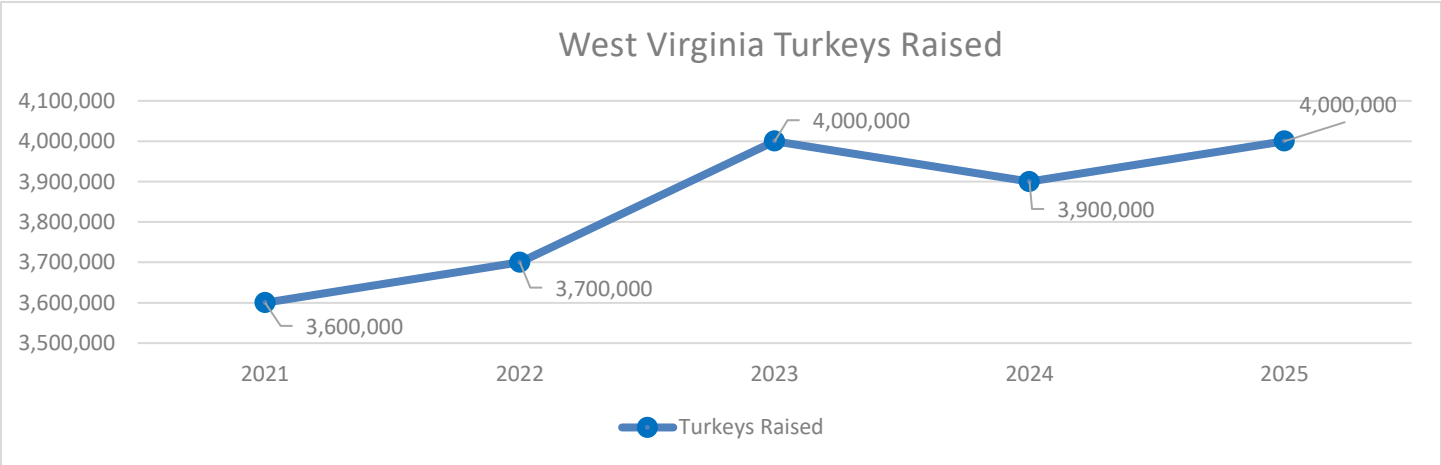
West Virginia Land Values, Average Value per Acre

State and land type	2021	2022	2023	2024	2025	Change 2024-2025
	(dollars)	(dollars)	(dollars)	(dollars)	(dollars)	(percent)
Cropland	3,390	3,700	3,920	4,050	4,220	4.2%
Pasture	2,180	2,200	2,220	2,250	2,330	3.6%
Farm real estate ¹	2,820	3,080	3,300	3,420	3,520	2.9%

¹ Includes value of all land and buildings.

TURKEYS RAISED

Turkeys raised in West Virginia during 2025 is forecast to be 4.0 million birds, up 3 percent from 2024.



CASH RECEIPTS

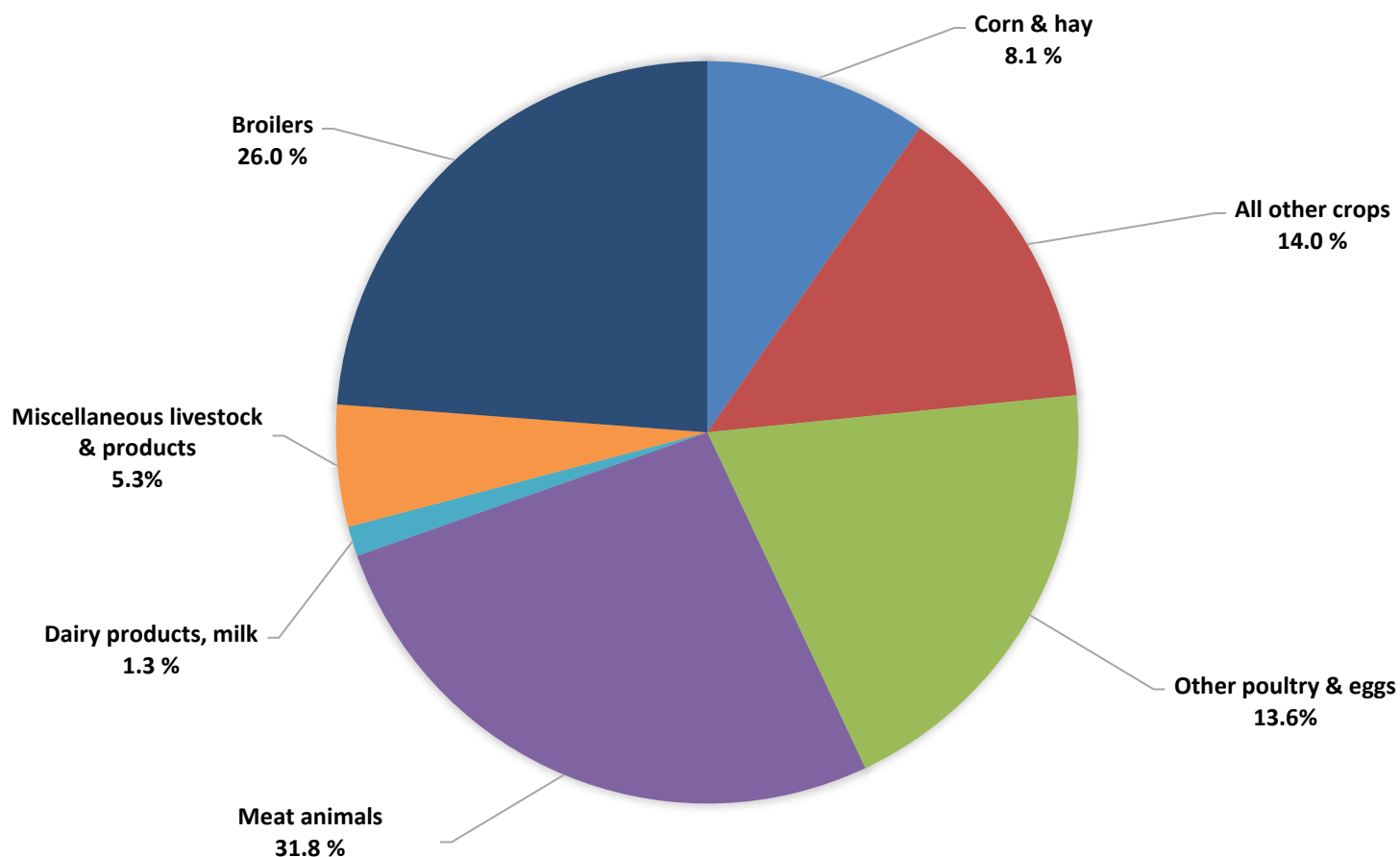
The 2024 cash receipts from farm marketings for all agricultural commodities in West Virginia totaled 978,739,000 dollars, an increase of 6.0 million dollars from 2023. Receipts from livestock and livestock products accounted for 77.9 percent of the State total. Cash receipts from crops accounted for 22.1 percent of the 2024 total.

The largest contributor to the agricultural marketings in the State continues to be poultry and eggs. Cash receipts from the poultry industry, which includes broilers, eggs, turkeys, and farm chickens, accounted for 39.6 percent of

the State total. The second leading contributor was cattle and calves which accounted for 31.0 percent of the total in 2024.

Nationally, West Virginia ranked 28th for cash receipts from poultry and eggs. Broilers were the main contributor from poultry and eggs, accounting for 25.9 percent of cash receipts in the State, ranking 22nd in the nation. Other highly ranked West Virginia commodities include farm chicken receipts at 12th in the nation, turkey receipts at 13th in the nation, and trout receipts at 11th in the nation.

Cash Receipts: Selected Commodities, West Virginia, 2024



Note: Cash receipts reflect sales of commodities from farms where produced within a calendar year irrespective of the year of production. Data as of September 3, 2025. Values are rounded to the nearest thousand. Totals may not add due to rounding. Miscellaneous livestock and products include hogs, equine, sheep, and all other livestock. All other crops include floriculture, greenhouse/nursery, Christmas trees, oats, vegetables, tobacco, and other crops. Source: USDA, Economic Research Service <https://www.ers.usda.gov/data-products/farm-income-and-wealth-statistics.aspx>.

ANNOUNCEMENT

In cooperation with the West Virginia Department of Agriculture, beginning in October, the USDA/NASS West Virginia Field Office will be publishing only a two-page *Mountain State Reporter* pamphlet that will be published on the USDA/NASS WV website. The publication will no longer be mailed. Monthly releases will be included in the West Virginia Department of Agriculture's *Market Bulletin*. Readers may sign up to receive an electronic or print copy of the *Market Bulletin* by emailing a request to marketbulletin@wvda.us or calling 304-558-3708.

United States Department of Agriculture
National Agricultural Statistics Service
West Virginia Department of Agriculture
1900 Kanawha Boulevard East
Charleston, West Virginia 25305



To look for West Virginia Statistics, visit our webpage:
[USDA - National Agricultural Statistics Service -
West Virginia](https://www.nass.usda.gov/West-Virginia/)

988

Suicide & Crisis Lifeline