


In cooperation with the
West Virginia Department of Agriculture
Kent Leonhardt, Commissioner
Alissa Cowell-Mytar, State Statistician

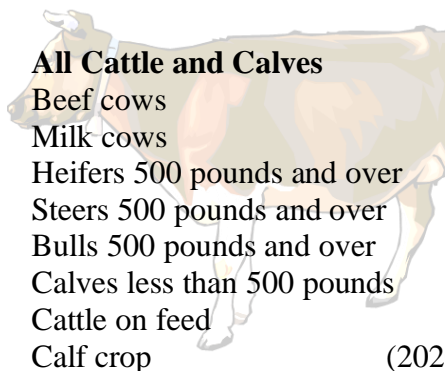
USDA/NASS
WV Field Office
1900 Kanawha Boulevard, East
Charleston, WV 25305
Phone: (304) 357-5123
Fax: (855) 270-2708
www.nass.usda.gov/wv



West Virginia Farmers
-A Production Profile-
2023



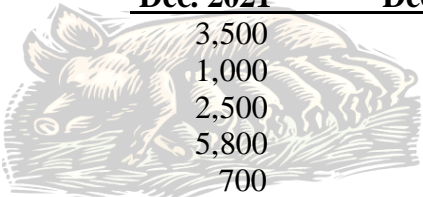
LIVESTOCK INVENTORY NUMBERS



	<u>Jan. 2021</u>	<u>Jan. 2022</u>
All Cattle and Calves	375,000	370,000
Beef cows	190,000	188,000
Milk cows	5,000	5,000
Heifers 500 pounds and over	56,000	54,000
Steers 500 pounds and over	44,000	39,000
Bulls 500 pounds and over	14,000	14,000
Calves less than 500 pounds	66,000	70,000
Cattle on feed	5,000	4,000
Calf crop	(2020) 185,000	(2021) 185,000

All Sheep and Lambs	30,000	32,000
Breeding	26,000	28,000
Ewes, One year and older	21,000	22,000
Rams	1,500	1,000
Replacement lambs	3,500	5,000
Market sheep and lambs	4,000	4,000
Lamb Crop	(2020) 25,000	(2021) 26,000
Lambing rate per 100 ewes	(2020) 114	(2021) 124

Goats		
Meat and other	19,000	20,000



	<u>Dec. 2021</u>	<u>Dec. 2022</u>
All Hogs and Pigs	3,500	5,000
Breeding	1,000	1,500
Market hogs and pigs	2,500	3,500
Annual pig crop	5,800	8,600
Sows farrowing	700	1,000
Pigs per litter	8.29	8.60

	<u>2020</u>	<u>2021</u>
Broilers produced	70.2 million	66.2 million
Layer numbers	1.26 million	1.27 million
(Average during the year)		

	<u>2021</u>	<u>2022</u>
Turkeys raised	3.6 million	3.6 million

FARMS



	<u>2020</u>	<u>2021</u>
Number of Farms	22,800	22,300
Total acres	3.50 million	3.50 million
Average acres per farm	154	157



CROPS

	<u>Acres Harvested</u>	<u>Yield/Ac.</u>	<u>Production</u>
All Hay			
2021	518,000	1.73 tons	894,000 tons
2022	565,000	1.91 tons	1,080,000 tons

Alfalfa hay			
2021	18,000	2.45 tons	44,000 tons
2022	15,000	2.30 tons	35,000 tons

All other hay			
2021	500,000	1.70 tons	850,000 tons
2022	550,000	1.90 tons	1,045,000 tons

Corn for grain			
2021	38,000	144.0 bushels	5,472,000 bushels
2022	35,000	168.0 bushels	5,880,000 bushels

Corn for silage			
2021	11,000	18.00 tons	198,000 tons
2022	10,000	21.00 tons	210,000 tons