



Wisconsin had 4.4 **days suitable for fieldwork** for the week ending June 12, 2022, according to the USDA’s National Agricultural Statistics Service. Heavy rains in southern Wisconsin made planting progress difficult in some areas, but drier conditions in the north helped farmers make good progress planting corn and soybeans.

Topsoil moisture condition rated 1 percent very short, 7 percent short, 83 percent adequate and 9 percent surplus. **Subsoil moisture** condition rated 1 percent very short, 9 percent short, 81 percent adequate and 9 percent surplus.

Spring tillage was reported as 97 percent complete, over 3 weeks behind last year and 3 days behind the 5-year average.

Corn planting was 94 percent complete, just over 2 weeks behind last year but even with the average. Corn emerged was 84 percent, 9 days behind last year but 1 day ahead of the average. Corn condition was 85 percent good to excellent statewide, up 1 percentage point from last week.

Soybean planting was 93 percent complete, 11 days behind last year but 4 days ahead of the average. Soybeans emerged was 76 percent, 8 days behind last year but 3 days ahead of the average. Soybean condition was 83 percent good to excellent, up 2 percentage points from last week.

Oats planted was reported as 96 percent complete, almost 3 weeks behind last year and 4 days behind the average. Oats emerged was at 86 percent, over 2 weeks behind last year and 5 days behind the average. Four percent of oats had headed. Oat condition was 85 percent good to excellent, up 2 percentage points from last week.

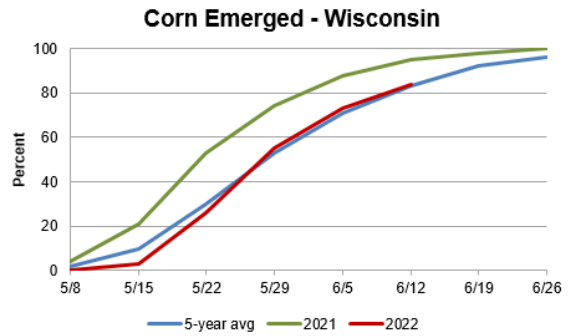
Potato planting was reported as 96 percent complete, 3 weeks behind last year and 1 week behind the average. Potato condition was 94 percent good to excellent, down 1 percentage point from last week.

Winter wheat was 47 percent headed, 10 days behind last year and 3 days behind the average. One percent of winter wheat was coloring. Winter wheat condition was rated 86 percent good to excellent statewide.

The first cutting of **alfalfa** was reported at 68 percent complete, 5 days behind last year and 1 day behind the average. **All hay** condition was reported 81 percent good to excellent condition, up 2 percentage points from last week. **Pasture** condition was rated 78 percent good to excellent, up 4 percentage points from last week.

Crop Condition as of June 12, 2022

Item	Very Poor	Poor	Fair	Good	Excellent
	(percent)	(percent)	(percent)	(percent)	(percent)
Corn	0	1	14	71	14
Hay, all	1	2	16	62	19
Oats	0	0	15	71	14
Pasture and range ..	1	2	19	61	17
Potatoes	0	1	5	87	7
Soybeans	0	2	15	69	14
Wheat, winter	1	1	12	56	30



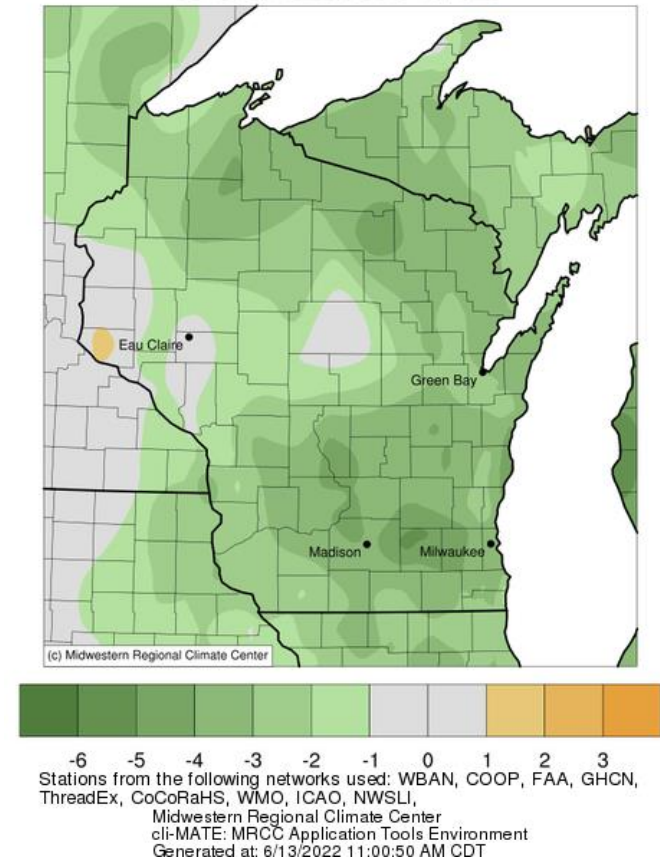
Crop Progress as of June 12, 2022

Item	Districts									State			
	NW	NC	NE	WC	C	EC	SW	SC	SE	This week	Last week	Last year	5-year avg
	(percent)	(percent)	(percent)	(percent)	(percent)	(percent)	(percent)	(percent)	(percent)	(percent)	(percent)	(percent)	(percent)
Corn planted	95	79	94	94	94	94	95	98	95	94	89	100	94
Corn emerged	83	51	80	79	88	83	87	94	91	84	73	95	83
Hay, alfalfa, first cutting	66	41	69	62	57	82	68	85	90	68	51	84	72
Oats planted	96	83	96	98	96	96	99	99	98	96	92	100	98
Oats emerged	88	44	88	91	92	91	93	98	96	86	81	96	91
Soybeans planted	90	79	96	90	91	93	97	98	94	93	86	99	89
Soybeans emerged	61	26	70	73	81	70	86	93	79	76	58	91	71
Spring tillage	96	91	99	99	96	96	99	99	96	97	94	100	98
Wheat, winter, headed	22	35	14	63	43	48	55	51	53	47	19	81	58

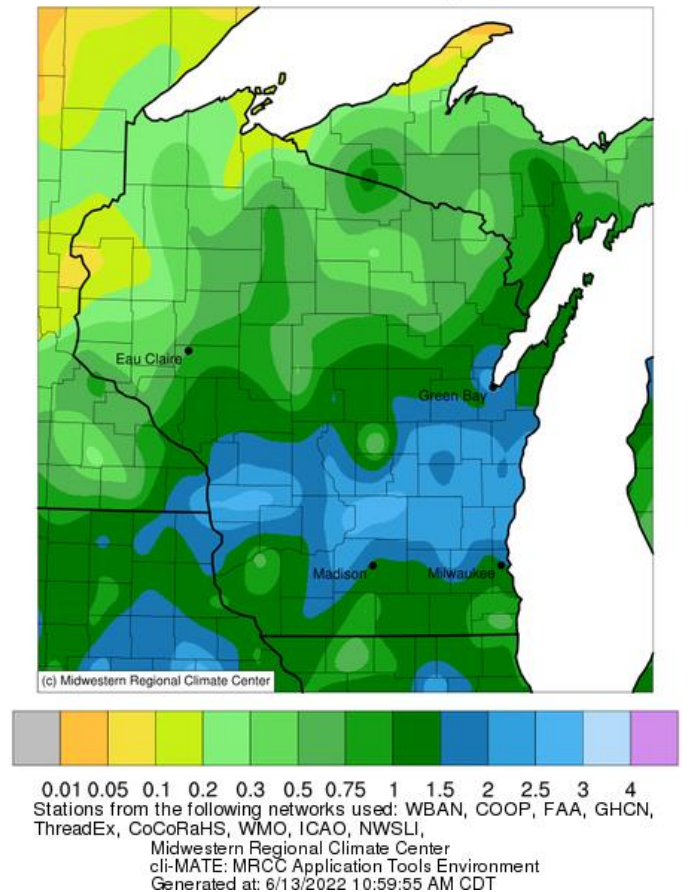
Days Suitable for Fieldwork and Soil Moisture Condition as of June 12, 2022

Item	Districts									State		
	NW	NC	NE	WC	C	EC	SW	SC	SE	This week	Last week	Last year
Days suitable	(days) 5.6	(days) 3.8	(days) 6.0	(days) 4.7	(days) 4.1	(days) 3.7	(days) 4.2	(days) 4.3	(days) 4.1	(days) 4.4	(days) 5.5	(days) 6.6
Topsoil moisture	(percent)	(percent)	(percent)	(percent)	(percent)	(percent)	(percent)	(percent)	(percent)	(percent)	(percent)	(percent)
Very short	6	0	0	0	0	0	1	0	4	1	1	23
Short	14	0	0	3	0	3	11	14	23	7	9	36
Adequate	72	83	78	91	87	85	82	84	71	83	79	40
Surplus	8	17	22	6	13	12	6	2	2	9	11	1
Subsoil moisture												
Very short	4	0	0	0	0	0	1	0	2	1	1	16
Short	12	0	8	1	1	0	17	19	23	9	10	35
Adequate	79	86	74	92	88	86	75	77	69	81	80	47
Surplus	5	14	18	7	11	14	7	4	6	9	9	2

Average Temperature (°F): Departure from 1991-2020 Normals
June 06, 2022 to June 12, 2022



Accumulated Precipitation (in)
June 06, 2022 to June 12, 2022



Weather Information: Week Ending June 12, 2022

District and State	Temperature		Precipitation		Growing Degree Days ¹	
	Average	Departure from Normal ²	Total	Departure from Normal ²	Since April 1	Departure from Normal ²
Northwest	60.2	-1.9	0.30	-0.58	329	-20
North Central	59.5	-1.5	0.60	-0.41	325	2
Northeast	59.2	-2.1	0.79	-0.24	344	18
West Central	64.8	-0.6	0.91	0.04	447	-40
Central	62.4	-2.3	1.80	0.91	451	-1
East Central	59.9	-3.8	1.87	0.94	396	6
Southwest	64.1	-2.1	1.80	0.94	512	-6
South Central	62.9	-3.3	1.63	0.74	521	10
Southeast	61.7	-3.7	1.48	0.60	484	14
Wisconsin	61.4	-2.1	1.08	0.16	404	-5

¹ Base 50° F.

² Normal based on 1991-2020 data.