



Wisconsin had 6.0 **days suitable for fieldwork** for the week ending June 26, 2022, according to the USDA’s National Agricultural Statistics Service. A hot and mostly dry week led to ideal conditions for making hay, but reporters across the State noted more precipitation would be welcome as soils have become drier.

Topsoil moisture condition rated 3 percent very short, 17 percent short, 77 percent adequate and 3 percent surplus. **Subsoil moisture** condition rated 3 percent very short, 15 percent short, 78 percent adequate and 4 percent surplus.

Corn emerged was 95 percent, 2 weeks behind last year and 3 days behind the 5-year average. Corn condition was 78 percent good to excellent statewide, down 4 percentage points from last week.

Soybeans emerged was 93 percent, 12 days behind last year but 2 days ahead of the average. Soybean condition was 77 percent good to excellent, down 4 percentage points from last week.

Oats emerged was at 93 percent, over 3 weeks behind last year and 11 days behind the average. Oats headed or beyond was at 37 percent, 2 weeks behind last year and 5 days behind the average. Oats coloring was at 5 percent. Oat condition was 83 percent good to excellent, up 1 percentage point from last week.

Potato condition was 91 percent good to excellent, down 3 percentage points from last week.

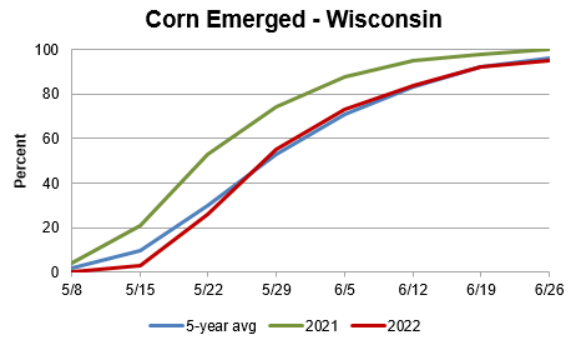
Winter wheat was 89 percent headed, 9 days behind last year but 1 day ahead of the average. Winter wheat coloring was at 28 percent, 9 days behind last year and 1 day behind the average. Winter wheat condition was rated 81 percent good to excellent statewide, down 4 percentage points from last week.

The first cutting of **alfalfa** was reported at 93 percent complete, 9 days behind last year but 1 day ahead of the average. The second cutting was 13 percent complete, 5 days behind last year. **All hay** condition was reported 82 percent good to excellent condition, even with last week.

Pasture condition was rated 77 percent good to excellent, down 1 percentage point from last week.

Crop Condition as of June 26, 2022

Item	Very Poor	Poor	Fair	Good	Excellent
	(percent)	(percent)	(percent)	(percent)	(percent)
Corn	1	3	18	62	16
Hay, all	1	3	14	63	19
Oats	0	1	16	67	16
Pasture and range .	1	4	18	61	16
Potatoes	0	1	8	83	8
Soybeans	1	3	19	61	16
Wheat, winter	0	2	17	58	23



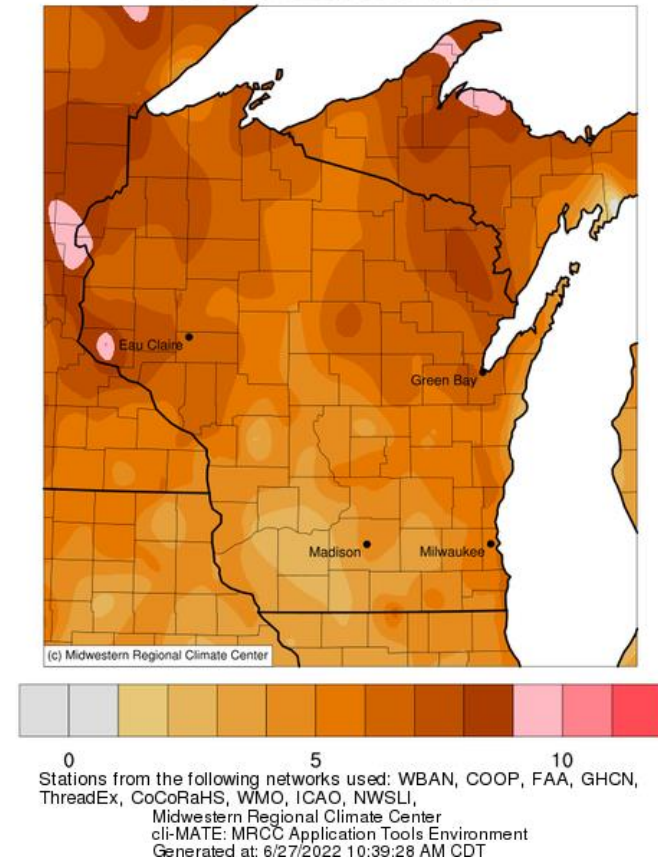
Crop Progress as of June 26, 2022

Item	Districts									State			
	NW	NC	NE	WC	C	EC	SW	SC	SE	This week	Last week	Last year	5-year avg
	(percent)	(percent)	(percent)	(percent)	(percent)	(percent)	(percent)	(percent)	(percent)	(percent)	(percent)	(percent)	(percent)
Corn emerged	97	78	97	93	96	96	96	98	95	95	92	100	96
Hay, alfalfa, 1st cutting	90	84	91	91	96	97	94	97	100	93	84	98	92
Hay, alfalfa, 2nd cutting	2	1	7	11	22	11	13	24	33	13	1	26	14
Oats emerged	97	58	99	98	98	98	96	99	98	93	90	100	98
Oats headed	40	13	25	33	23	15	68	71	69	37	16	76	53
Oats coloring	6	3	1	4	2	1	10	16	8	5	0	17	7
Soybeans emerged	93	65	97	94	94	93	97	98	93	93	89	99	92
Wheat, winter, headed	76	83	75	91	91	93	91	91	83	89	75	97	87
Wheat, winter, coloring	10	5	10	23	23	23	45	34	47	28	7	66	34

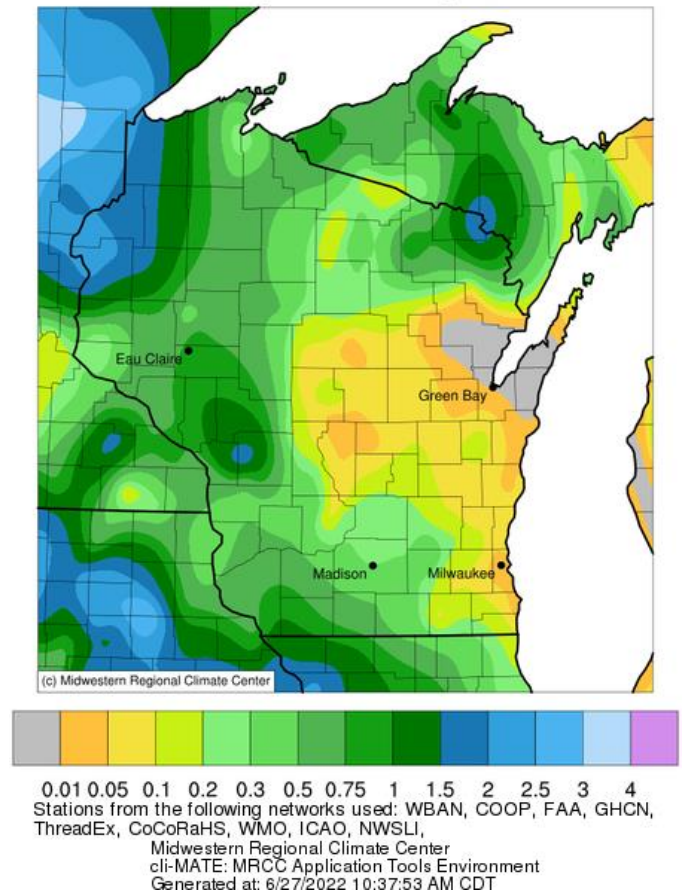
Days Suitable for Fieldwork and Soil Moisture Condition as of June 26, 2022

Item	Districts									State		
	NW	NC	NE	WC	C	EC	SW	SC	SE	This week	Last week	Last year
Days suitable	(days) 5.2	(days) 6.7	(days) 6.3	(days) 5.6	(days) 6.0	(days) 6.4	(days) 5.8	(days) 5.9	(days) 6.3	(days) 6.0	(days) 5.2	(days) 4.7
Topsoil moisture	(percent)	(percent)	(percent)	(percent)	(percent)	(percent)	(percent)	(percent)	(percent)	(percent)	(percent)	(percent)
Very short	3	1	0	0	1	3	10	2	9	3	1	9
Short	16	10	12	19	9	14	20	21	33	17	10	19
Adequate	78	89	82	79	86	77	67	73	58	77	81	67
Surplus	3	0	6	2	4	6	3	4	0	3	8	5
Subsoil moisture												
Very short	3	1	0	2	1	0	8	1	11	3	1	11
Short	18	5	20	13	3	11	21	23	26	15	11	23
Adequate	77	89	72	83	88	85	68	70	63	78	80	63
Surplus	2	5	8	2	8	4	3	6	0	4	8	3

Average Temperature (°F): Departure from 1991-2020 Normals
June 20, 2022 to June 26, 2022



Accumulated Precipitation (in)
June 20, 2022 to June 26, 2022



Weather Information: Week Ending June 26, 2022

District and State	Temperature		Precipitation		Growing Degree Days ¹	
	Average	Departure from Normal ²	Total	Departure from Normal ²	Since April 1	Departure from Normal ²
Northwest	72.3	6.6	1.28	0.24	602	40
North Central	70.5	6.1	0.26	-0.60	571	42
Northeast	72.0	7.1	0.09	-0.65	604	71
West Central	74.7	5.7	0.67	-0.26	766	17
Central	73.1	4.8	0.18	-0.63	751	46
East Central	73.0	5.8	0.06	-0.70	689	60
Southwest	73.7	3.9	0.57	-0.39	831	41
South Central	73.4	3.7	0.40	-0.49	840	56
Southeast	73.7	4.9	0.21	-0.60	796	63
Wisconsin	72.7	5.6	0.49	-0.40	691	46

¹ Base 50° F.

² Normal based on 1991-2020 data.