



Wisconsin had **5.6 days suitable for fieldwork** for the week ending October 23, 2022, according to the USDA’s National Agricultural Statistics Service. After a cold start to the week, warm temperatures and dry conditions allowed farmers to make progress on the fall harvest with potato and corn silage harvest nearing completion.

**Topsoil moisture** condition rated 4 percent very short, 21 percent short, 73 percent adequate and 2 percent surplus. **Subsoil moisture** condition rated 3 percent very short, 19 percent short, 75 percent adequate and 3 percent surplus.

Ninety-six percent of **corn** was mature. Harvest of corn for grain was 22 percent complete, 2 weeks behind last year and 4 days behind the 5-year average. Moisture content of corn harvested for grain was 23 percent. Corn condition was 77 percent good to excellent statewide, down 1 percentage point from last week. Corn for silage harvest was 94 percent complete.

**Soybean** harvest was 76 percent complete, 2 days ahead of last year and 8 days ahead of the average.

**Potatoes** harvested was at 95 percent, 4 days behind last year but 1 day ahead of the average.

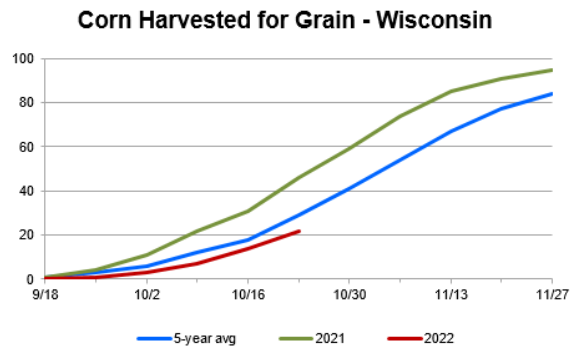
**Winter wheat** planted was at 91 percent. Winter wheat emerged was at 67 percent, 5 days behind last year but 4 days ahead of the average. Winter wheat condition was rated 80 percent good to excellent statewide, down 1 percentage point from last week.

**Pasture** condition was rated 56 percent good to excellent, down 1 percentage point from last week.

**Fall tillage** was 43 percent complete, even with last year but 12 days ahead of the average.

### Crop Condition as of October 23, 2022

Item	Very Poor	Poor	Fair	Good	Excellent
	(percent)	(percent)	(percent)	(percent)	(percent)
Corn .....	1	4	18	55	22
Pasture and range .	3	10	31	42	14
Wheat, winter .....	0	1	19	58	22



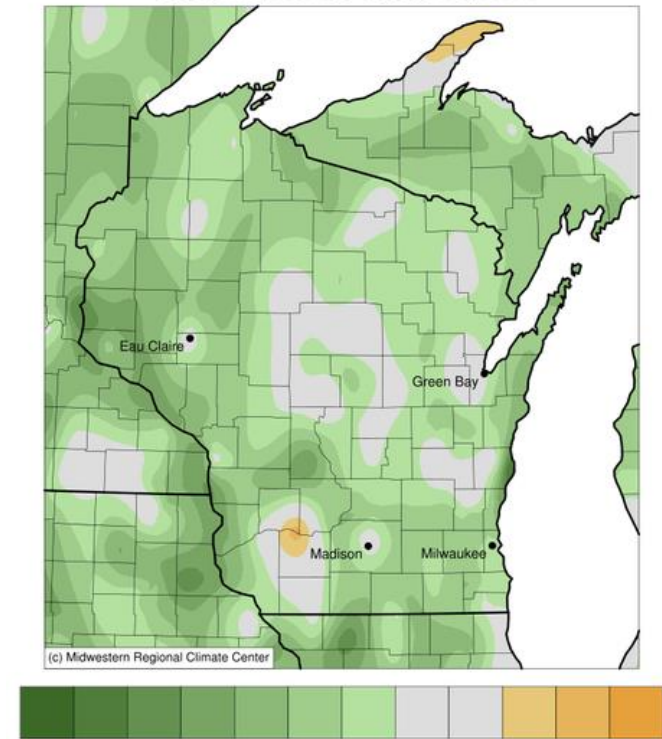
### Crop Progress as of October 23, 2022

Item	Districts									State			
	NW	NC	NE	WC	C	EC	SW	SC	SE	This week	Last week	Last year	5-year avg
	(percent)	(percent)	(percent)	(percent)	(percent)	(percent)	(percent)	(percent)	(percent)	(percent)	(percent)	(percent)	(percent)
Corn mature .....	96	94	92	96	92	94	99	99	97	96	92	99	89
Corn harvested for grain .....	18	14	11	17	11	13	30	30	27	22	14	46	29
Corn harvested for silage .....	88	81	96	94	87	97	99	96	100	94	89	100	92
Fall tillage .....	48	37	34	40	45	53	47	34	41	43	34	43	30
Soybeans harvested .....	70	72	69	81	60	72	81	77	85	76	56	72	60
Wheat, winter, planted .....	98	97	86	89	90	90	91	90	95	91	83	92	82
Wheat, winter, emerged .....	79	59	61	70	64	79	65	53	57	67	56	73	61

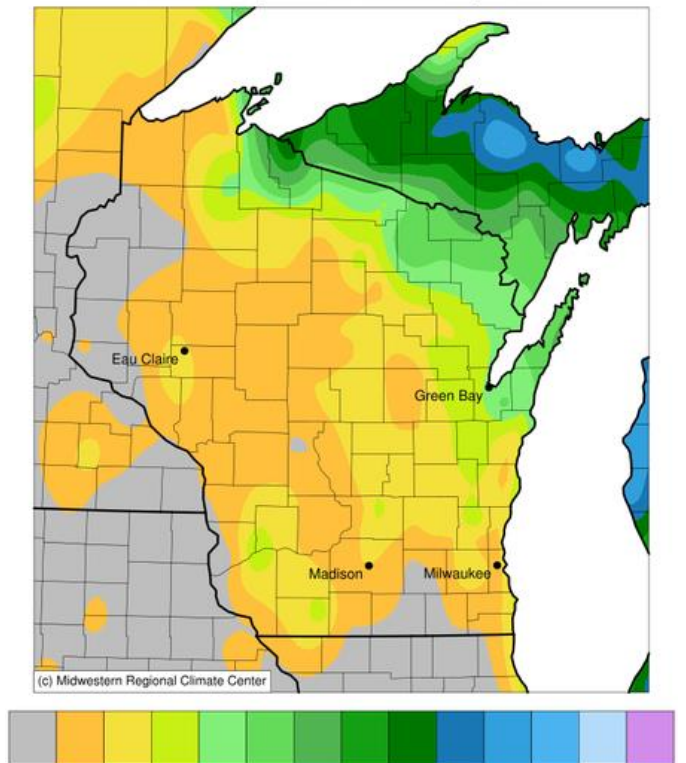
**Days Suitable for Fieldwork and Soil Moisture Condition as of October 23, 2022**

Item	Districts									State		
	NW	NC	NE	WC	C	EC	SW	SC	SE	This week	Last week	Last year
Days suitable .....	(days) 5.9	(days) 5.3	(days) 4.7	(days) 6.0	(days) 5.4	(days) 4.8	(days) 6.1	(days) 6.1	(days) 5.0	(days) 5.6	(days) 4.7	(days) 5.0
Topsoil moisture	(percent)	(percent)	(percent)	(percent)	(percent)	(percent)	(percent)	(percent)	(percent)	(percent)	(percent)	(percent)
Very short .....	10	0	0	4	0	0	8	6	4	4	4	2
Short .....	36	5	6	40	9	3	23	27	29	21	20	12
Adequate .....	54	95	85	56	91	87	69	64	67	73	72	83
Surplus .....	0	0	9	0	0	10	0	3	0	2	4	3
Subsoil moisture												
Very short .....	10	0	0	4	0	0	3	3	4	3	2	4
Short .....	28	5	5	43	12	3	20	17	33	19	19	13
Adequate .....	62	95	81	53	88	87	76	77	63	75	75	80
Surplus .....	0	0	14	0	0	10	1	3	0	3	4	3

**Average Temperature (°F): Departure from 1991-2020 Normals**  
October 17, 2022 to October 23, 2022



**Accumulated Precipitation (in)**  
October 17, 2022 to October 23, 2022



-7 -6 -5 -4 -3 -2 -1 0 1 2 3  
Stations from the following networks used: WBAN, COOP, FAA, GHCN, ThreadEx, CoCoRaHS, WMO, ICAO, NWSLI,  
Midwestern Regional Climate Center  
cli-MATE: MRCC Application Tools Environment  
Generated at: 10/24/2022 10:42:26 AM CDT

0.01 0.05 0.1 0.2 0.3 0.5 0.75 1 1.5 2 2.5 3 4  
Stations from the following networks used: WBAN, COOP, FAA, GHCN, ThreadEx, CoCoRaHS, WMO, ICAO, NWSLI,  
Midwestern Regional Climate Center  
cli-MATE: MRCC Application Tools Environment  
Generated at: 10/24/2022 10:41:14 AM CDT

**Weather Information: Week Ending October 23, 2022**

District and State	Temperature		Precipitation		Growing Degree Days <sup>1</sup>	
	Average	Departure from Normal <sup>2</sup>	Total	Departure from Normal <sup>2</sup>	Since April 1	Departure from Normal <sup>2</sup>
Northwest .....	42.1	-1.2	0.12	-0.52	2,117	114
North Central .....	42.4	0.3	0.15	-0.50	1,942	72
Northeast .....	43.9	0.8	0.14	-0.52	2,085	153
West Central .....	43.9	-2.2	0.02	-0.59	2,553	66
Central .....	46.0	0.0	0.05	-0.53	2,441	59
East Central .....	46.4	-0.3	0.12	-0.53	2,373	64
Southwest .....	46.7	-0.8	0.02	-0.54	2,659	66
South Central .....	47.4	-0.5	0.02	-0.62	2,653	45
Southeast .....	47.6	-0.8	0.01	-0.66	2,632	33
Wisconsin .....	44.5	-0.5	0.08	-0.54	2,315	81

<sup>1</sup> Base 50° F.

<sup>2</sup> Normal based on 1991-2020 data.