



Wisconsin had **5.4 days suitable for fieldwork** for the week ending July 16, 2023, according to the USDA’s National Agricultural Statistics Service. Rain across portions of the state helped improve crop and soil conditions, although some areas are still drought stressed and could benefit from further moisture. Reporters noted an abundance of weeds in some fields has farmers considering a second application of herbicide. Harvest of small grains is underway in southern Wisconsin.

Topsoil moisture condition rated 14 percent very short, 43 percent short, 43 percent adequate and 0 percent surplus. **Subsoil moisture** condition rated 25 percent very short, 42 percent short, 33 percent adequate and 0 percent surplus.

Corn silking was 8 percent complete, equal to last year but 4 days behind the five-year average. Corn condition was 48 percent good to excellent, up 3 percent from last week.

Thirty-eight percent of the **soybean** crop has bloomed, 2 days behind last year and 4 days behind the average. Seven percent of the soybean crop has set pods. Soybean condition was 43 percent good to excellent, up 1 percent from last week.

The **oat** crop was 92 percent headed, 2 days ahead of last year and 2 days ahead of the average. Oat coloring was at 68 percent. Oat condition was 42 percent good to excellent, down 4 percent from last week.

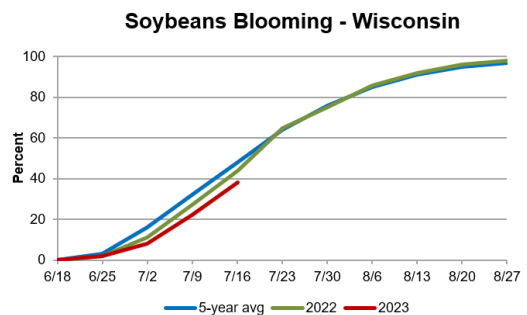
Winter wheat coloring was at 91 percent, 2 days ahead of the average. Nine percent of the winter wheat crop has been harvested. Winter wheat condition was rated 51 percent good to excellent statewide, down 7 percent from last week.

The second cutting of **alfalfa** was reported at 84 percent complete, 4 days ahead of last year and 8 days ahead of the average. The third cutting of alfalfa was 6 percent complete. **All hay** condition was reported 40 percent good to excellent statewide, down 1 percent from last week.

Pasture condition was rated 27 good to excellent statewide, down 8 percent from last week.

Crop Condition as of July 16, 2023

Item	Very Poor	Poor	Fair	Good	Excellent
	(percent)	(percent)	(percent)	(percent)	(percent)
Corn	4	14	34	39	9
Hay, all	3	19	38	36	4
Oats	4	16	38	38	4
Pasture and range ..	8	25	40	26	1
Soybeans	4	14	39	36	7
Wheat, winter	3	9	37	45	6



Crop Progress as of July 16, 2023

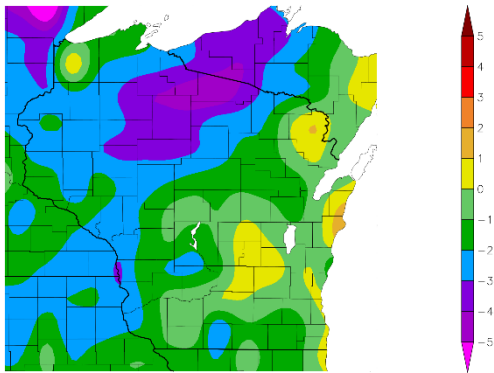
Item	Districts									State			
	NW	NC	NE	WC	C	EC	SW	SC	SE	This week	Last week	Last year	5-year avg
	(percent)	(percent)	(percent)	(percent)	(percent)	(percent)	(percent)	(percent)	(percent)	(percent)	(percent)	(percent)	(percent)
Corn silking	4	0	3	12	9	8	9	8	4	8	2	8	19
Hay, alfalfa, 2nd cutting	92	65	93	85	64	92	86	80	90	84	69	76	71
Hay, alfalfa, 3rd cutting	1	0	0	2	0	2	17	10	11	6	2	2	3
Oats headed	84	75	97	97	100	85	100	97	90	92	86	89	90
Oats coloring	65	39	59	77	73	56	83	90	69	68	48	48	51
Soybeans blooming	49	20	25	38	58	38	47	33	26	38	22	44	48
Soybeans setting pods	5	1	1	6	14	11	9	5	2	7	1	4	13
Wheat, winter, coloring	93	60	94	86	94	87	87	98	93	91	82	90	88
Wheat, winter, harvested	0	0	1	4	2	11	7	10	15	9	2	4	8

The complete report can be found on the USDA NASS website at www.nass.usda.gov/Publications.

Days Suitable for Fieldwork and Soil Moisture Condition as of July 16, 2023

Item	Districts									State		
	NW	NC	NE	WC	C	EC	SW	SC	SE	This week	Last week	Last year
Days suitable	(days) 6.1	(days) 6.0	(days) 5.4	(days) 6.0	(days) 4.9	(days) 5.7	(days) 3.8	(days) 5.6	(days) 5.6	(days) 5.4	(days) 6.0	(days) 5.0
	(percent)	(percent)	(percent)	(percent)	(percent)	(percent)	(percent)	(percent)	(percent)	(percent)	(percent)	(percent)
Topsoil moisture												
Very short	15	7	12	15	20	8	10	23	14	14	29	3
Short	52	48	39	41	41	48	39	37	48	43	42	21
Adequate	33	45	48	44	39	44	50	40	38	43	29	73
Surplus	0	0	1	0	0	0	1	0	0	0	0	3
Subsoil moisture												
Very short	10	7	18	23	37	19	29	36	41	25	30	6
Short	50	37	37	37	33	44	40	48	45	42	38	17
Adequate	40	56	44	40	30	37	31	16	14	33	32	74
Surplus	0	0	1	0	0	0	0	0	0	0	0	3

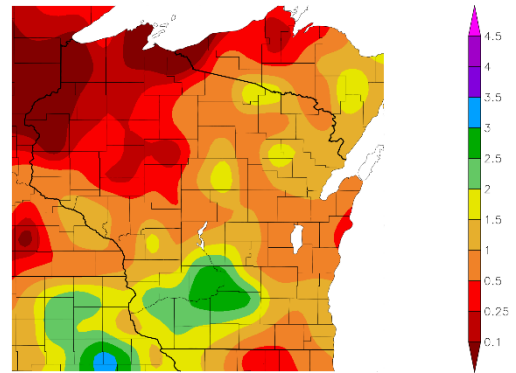
Departure from Normal Temperature (F)
7/10/2023 - 7/16/2023



Generated 7/17/2023 at HPRCC using provisional data.

NOAA Regional Climate Centers

Precipitation (in)
7/10/2023 - 7/16/2023



Generated 7/17/2023 at HPRCC using provisional data.

NOAA Regional Climate Centers