



Upper Midwest Region - Wisconsin Field Office · 2811 Agriculture Drive · Madison WI 53718-6777 · (608) 287-4775
fax (855) 271-9802 · www.nass.usda.gov/wi

Cooperating with Wisconsin Department of Agriculture, Trade and Consumer Protection

October 21, 2024 - For Immediate Release

Media Contact: Greg Bussler

Wisconsin had **6.7 days suitable for fieldwork** statewide for the week ending October 20, 2024, according to the USDA’s National Agricultural Statistics Service. Harvest progress continued for corn and soybeans despite rainfall spanning from Northwest Wisconsin to Southeast Wisconsin. Warmer than normal temperatures in Northern Wisconsin assisted in corn drying. Harvest was nearly complete for corn silage, potatoes, and vegetables while the cranberry harvest continued. Other field activities included spreading manure, fall tillage and seeding winter wheat.

Topsoil moisture condition rated 30 percent very short, 39 percent short, 31 percent adequate and 0 percent surplus. **Subsoil moisture** condition rated 16 percent very short, 40 percent short, 44 percent adequate and 0 percent surplus.

Ninety-four percent of the **corn** crop was mature. Corn for grain was 44 percent harvested, 13 days ahead of last year and 12 days ahead of the 5-year average. Moisture content of corn harvested for grain was 19 percent. Corn for silage harvest was 96 percent complete. Condition increased 2 percentage points to 63 percent good to excellent.

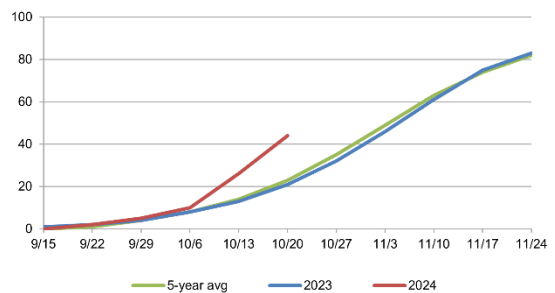
Soybean harvest was 93 percent complete, 4 weeks ahead of last year and average. **Winter wheat** planting was 91 percent complete, 1 week ahead of last year and 10 days ahead of average. Sixty-two percent of the winter wheat crop has emerged. Winter wheat condition was rated 75 percent good to excellent.

Potato harvest was 98 percent complete. Fall tillage was 41 percent complete. **Pasture and range** condition was rated 26 percent good to excellent, down 6 percentage points from last week.

Crop Condition as of October 20, 2024

Item	Very Poor	Poor	Fair	Good	Excellent
	(percent)	(percent)	(percent)	(percent)	(percent)
Corn	2	9	26	48	15
Pasture and range ..	9	21	44	24	2
Wheat, winter	1	4	20	56	19

Corn Harvested for Grain - Wisconsin



Crop Progress as of October 20, 2024

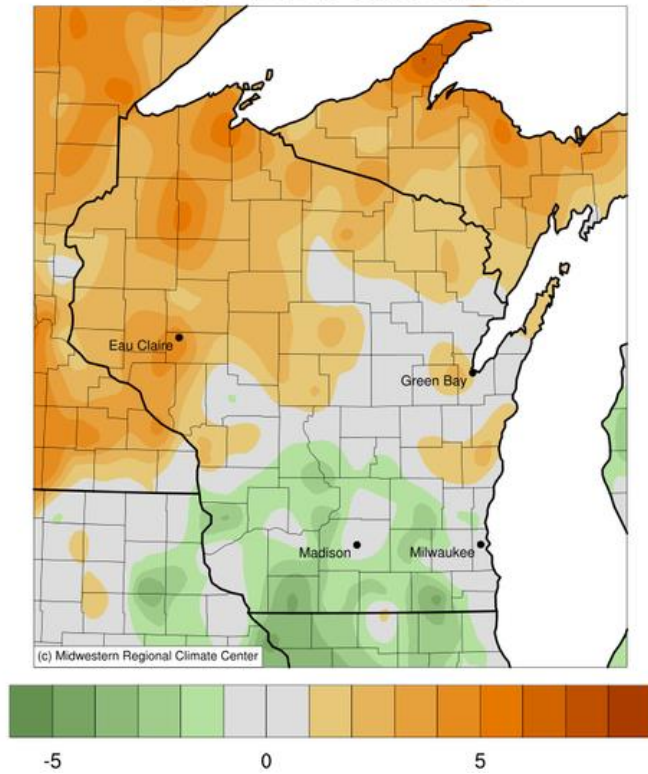
Item	Districts									State			
	NW	NC	NE	WC	C	EC	SW	SC	SE	This week	Last week	Last year	5-year avg
	(percent)	(percent)	(percent)	(percent)	(percent)	(percent)	(percent)	(percent)	(percent)	(percent)	(percent)	(percent)	(percent)
Corn mature	98	95	92	90	85	85	99	99	99	94	85	90	88
Corn harvested for grain	30	19	16	43	33	25	59	68	35	44	26	21	23
Corn harvested for silage	96	84	98	97	98	97	99	100	100	96	92	95	91
Fall tillage	42	62	24	36	29	55	31	43	32	41	30	27	32
Soybeans harvested	95	84	87	93	86	87	95	99	93	93	83	65	61
Wheat, winter, planted	95	96	94	98	93	92	90	85	94	91	80	83	81
Wheat, winter, emerged	86	88	87	96	70	64	64	48	45	62	49	58	58

The complete report can be found on the USDA NASS website at www.nass.usda.gov/Publications.

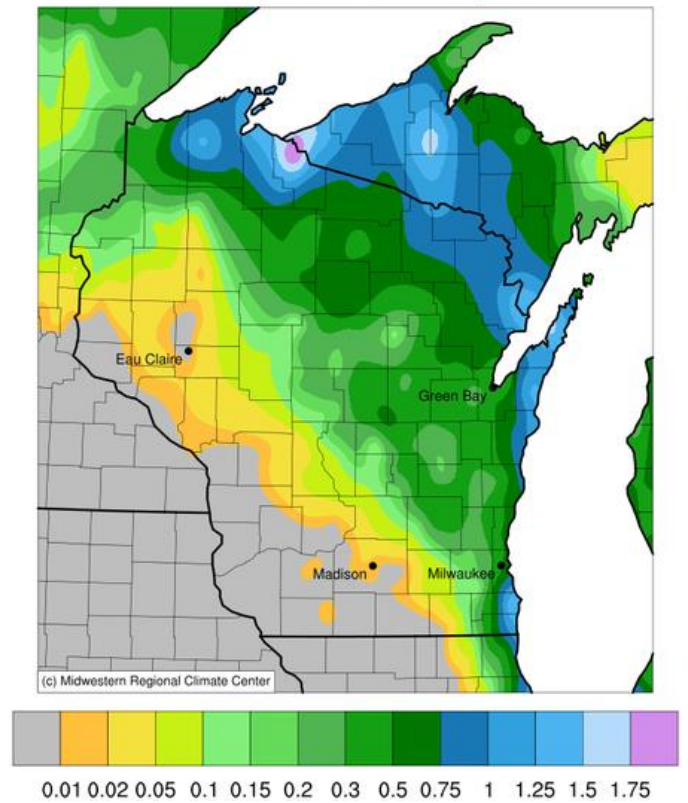
Days Suitable for Fieldwork and Soil Moisture Condition as of October 20, 2024

Item	Districts									State		
	NW	NC	NE	WC	C	EC	SW	SC	SE	This week	Last week	Last year
Days suitable	(days) 6.8	(days) 6.9	(days) 6.3	(days) 6.7	(days) 6.6	(days) 6.2	(days) 6.8	(days) 6.9	(days) 6.3	(days) 6.7	(days) 6.4	(days) 4.8
Topsoil moisture	(percent)	(percent)	(percent)	(percent)	(percent)	(percent)	(percent)	(percent)	(percent)	(percent)	(percent)	(percent)
Very short	32	18	13	42	16	20	55	30	18	30	22	6
Short	50	20	32	35	44	38	39	44	39	39	39	20
Adequate	18	62	54	23	40	42	6	26	43	31	38	69
Surplus	0	0	1	0	0	0	0	0	0	0	1	5
Subsoil moisture												
Very short	18	9	3	28	6	14	16	19	16	16	15	11
Short	47	29	18	42	39	36	46	48	42	40	37	31
Adequate	35	62	78	30	55	50	38	33	42	44	47	57
Surplus	0	0	1	0	0	0	0	0	0	0	1	1

Average Temperature (°F): Departure from 1991-2020 Normals
October 14, 2024 to October 20, 2024



Accumulated Precipitation (in)
October 14, 2024 to October 20, 2024



Growing Degree Days and Temperature and Precipitation Maps, courtesy of the Midwestern Regional Climate Center, are available at: <https://mrcc.purdue.edu/CLIMATE/>