



Wisconsin Ag News – Crop Progress & Condition

Upper Midwest Regional Field Office · 210 Walnut St, Ste 833 · Des Moines, IA 50309 · (608) 287-4775

www.nass.usda.gov/wi Media Contact: Greg Bussler

Cooperating with the Wisconsin Department of Agriculture, Trade and Consumer Protection

April 14, 2025 - For Immediate Release

Wisconsin had 3.3 **days suitable for fieldwork** statewide for the week ending April 13, 2025, according to the USDA’s National Agricultural Statistics Service. Northern Wisconsin still had some frost in the ground and in areas topsoil was too wet for fieldwork. Conditions in central and southern areas of the state allowed for spring tillage and early planting of some crops to begin. Manure and fertilizer were being applied as conditions allowed.

Topsoil moisture condition rated 2 percent very short, 15 percent short, 65 percent adequate and 18 percent surplus. **Subsoil moisture** condition rated 3 percent very short, 20 percent short, 59 percent adequate and 18 percent surplus.

Oat planting was 7 percent complete, 2 days behind last year and 3 days behind the 5-year average.

Potato planting started in some areas and was 2 percent complete.

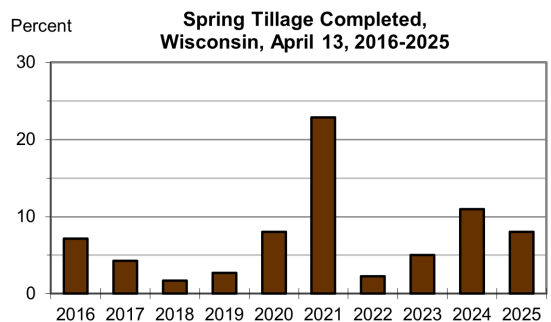
Spring tillage was 8 percent complete, 3 days behind last year and 2 days behind the average.

Pasture and range condition was rated 12 percent very poor, 24 percent poor, 40 percent fair, 22 percent good and 2 percent excellent.

Winter wheat condition was rated 1 percent very poor, 7 percent poor, 46 percent fair, 42 percent good and 4 percent excellent.

Crop Condition as of April 13, 2025

Item	Very Poor	Poor	Fair	Good	Excellent
	(percent)	(percent)	(percent)	(percent)	(percent)
Pasture and range	12	24	40	22	2
Wheat, winter	1	7	46	42	4



Crop Progress as of April 13, 2025

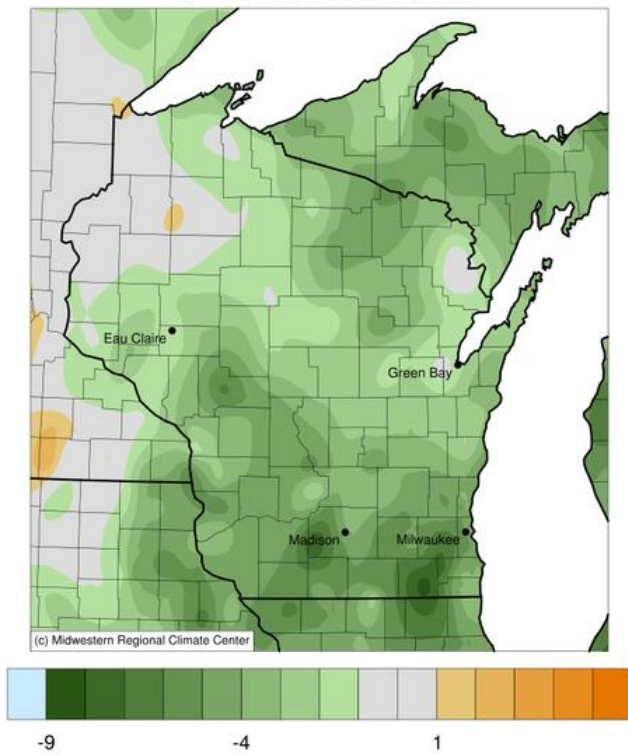
Item	Districts									State			
	NW	NC	NE	WC	C	EC	SW	SC	SE	This week	Last week	Last year	5-year avg
	(percent)	(percent)	(percent)	(percent)	(percent)	(percent)	(percent)	(percent)	(percent)	(percent)	(percent)	(percent)	(percent)
Oats planted	2	0	0	3	0	3	27	5	1	7	1	9	10
Spring tillage	2	0	1	5	12	3	19	13	3	8	2	11	10

The complete report can be found on the USDA NASS website at www.nass.usda.gov/Publications.

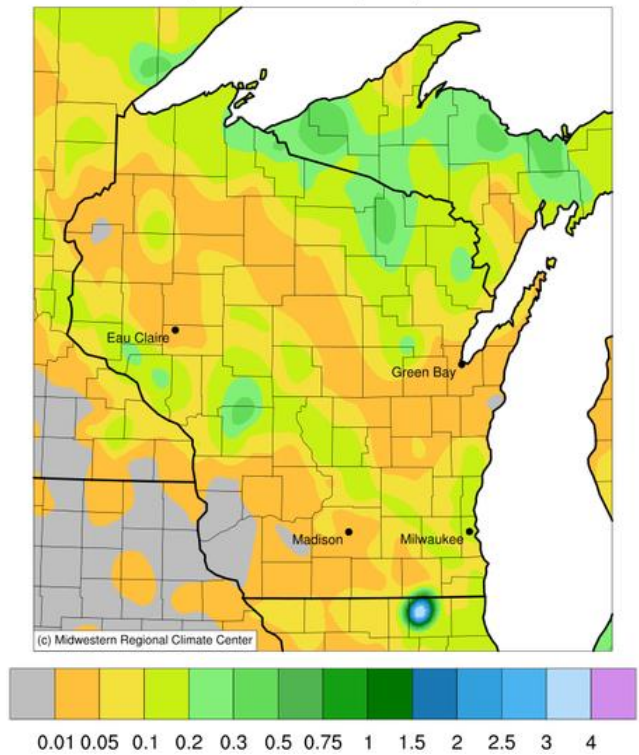
Days Suitable for Fieldwork and Soil Moisture Condition as of April 13, 2025

Item	Districts									State		
	NW	NC	NE	WC	C	EC	SW	SC	SE	This week	Last week	Last year
Days suitable	(days) 2.3	(days) 1.3	(days) 1.7	(days) 3.7	(days) 3.9	(days) 2.0	(days) 6.2	(days) 3.9	(days) 2.3	(days) 3.3	(days) 1.6	(days) 3.3
Topsoil moisture	(percent)	(percent)	(percent)	(percent)	(percent)	(percent)	(percent)	(percent)	(percent)	(percent)	(percent)	(percent)
Very short	1	0	0	1	0	0	4	3	3	2	0	9
Short	9	1	6	9	4	14	26	31	19	15	10	15
Adequate	57	49	55	86	76	70	66	58	49	65	62	65
Surplus	33	50	39	4	20	16	4	8	29	18	28	11
Subsoil moisture												
Very short	1	0	2	0	0	3	7	4	10	3	4	10
Short	13	2	2	15	11	19	38	31	25	20	18	22
Adequate	61	37	62	82	65	60	51	57	48	59	57	60
Surplus	25	61	34	3	24	18	4	8	17	18	21	8

Average Temperature (°F): Departure from 1991-2020 Normals
April 07, 2025 to April 13, 2025



Accumulated Precipitation (in)
April 07, 2025 to April 13, 2025



Temperature and Precipitation Maps, courtesy of the Midwestern Regional Climate Center, are available at: <https://mrcc.purdue.edu/CLIMATE/>

Additional soil moisture data are available at: <https://nassgeo.csiss.gmu.edu/CropCASMA/>